

2015

# EUROPE HOCKEY PRODUCT CATALOGUE

**CCM**





# CCM

CCM is the legendary hockey brand fueled by endless pursuit of performance. For over a century, CCM has been there for players from the first time they step on ice to the pinnacle of their careers. Today, CCM continues to draw inspiration from its rich history by offering the innovation and performance that will help write the next chapter in the history of the game.





SKATES	2
STICKS	18
HELMETS	28
PROTECTIVE	38
APPAREL	76
GAMEWEAR	88

## TABLE OF CONTENTS

BAGS	94
ACCESSORIES	106
REFEREE	120
ROLLER	126
BANDY	134
GOALIE	140
REEBOK	186





# JETSPEED SKATE

THE ONLY WAY TO REACH JETSPEED IS WITH OUR NEW ROCKETFRAME™ TECHNOLOGY. THE COMPOSITE SHELL WAS METICULOUSLY DESIGNED TO WRAP CLOSELY AROUND THE FOOT AND GREATLY IMPROVE HEEL LOCK. FROM THERE, THE LIGHTEST COMPONENTS WERE CAREFULLY SELECTED TO COMPLEMENT THE ROCKETFRAME™ AND PROVIDE MAXIMUM FOOT SPEED.



## ROCKETFRAME™ COMPOSITE

Fully shaped composite shell provides advanced contoured support including improved heel lock for maximum speed.

## JETPROTECT TONGUE



Designed with the pro in mind, multi layer construction for enhanced lace bite protection without sacrificing comfort.

## HEAT MOLDABLE SPEEDCORE 2 PLUS



Optimized contour shape with heat moldable technology that allows customized support for unique foot shape.

**HEAT MOLDABLE**

## JETSPEED SKATE

[SKJS]

SIZES				Art. No.
SR	6-12	D	Full/Half	349 8002
SR	6-12	EE	Full/Half	349 8003
JR	1-5.5	EE	Full/Half	349 8001
YT	8-13.5	D	Full	349 8000

QUARTER	<b>ROCKETFRAME™ Composite</b> Fully shaped shell with improved heel lock provides contoured support for maximum speed
CORE	<b>Heat moldable SpeedCore 2 Plus</b> Optimized contour shape with heat moldable technology for customized support
LINER	<b>Dual zone soft touch liner</b> SuperDry lightweight liner with Durazone abrasion patch enhances comfort
COMFORT PAD	<b>Smooth Contour</b> Soft pad for superior foot comfort
MIDSOLE	<b>Lightweight composite midsole</b> Increase support for enhanced blade to boot interface

OUTSOLE	<b>Ultralight Carbon force with full exhaust</b> Balance between stiffness and weight with power channel for superior energy transfer to blade.
FOOTBED	<b>CCM custom support footbed</b> Customised arch support.
TONGUE	<b>JetProtect tongue</b> Multi layer fabrication for enhanced lace bite protection and comfort.
ANKLE PADDING	<b>Multi density memory foam</b> Symmetrical foam comfort pads that conform to ankle bone for customized fit.
HOLDER	<b>SpeedBlade 4.0</b> Increases attack angle providing greater strides and cornering.
RUNNER	<b>SpeedBlade Hyper-Glide</b> Superior speed and glide for enhanced performance.





HEAT MOLDABLE



HEAT MOLDABLE

## JETSPEED 300 SKATE

[SK300]

N

SIZES				Art. No.
SR	6-12	D	Full/Half	349 8012
SR	6-12	EE	Full/Half	349 8013

QUARTER	<b>RocketFrame™ Composite</b> Fully shaped shell with improved heel lock provides contoured support for maximum speed.
CORE	<b>Heat moldable SpeedCore 2</b> Contour shape with heat moldable technology for customized support.
LINER	<b>Dual zone clarino liner</b> Enhances high performance fit and comfort, with lightweight tendon part and durazone abrasion patch.
COMFORT PAD	<b>Smooth Contour</b> Soft pad for superior foot comfort.
OUTSOLE	<b>Composite Fiberglass with full exhaust</b> Stiffness and torsion resistance.
FOOTBED	<b>Air system</b> Lightweight comfort footbed with air channels.
TONGUE	<b>JetProtect tongue</b> Multi layer fabrication for enhanced lace bite protection without sacrificing comfort.
ANKLE PADDING	<b>Multi density memory foam</b> Lightweight comfort pads.
HOLDER	<b>SpeedBlade 4.0</b> Increased attack angle providing greater strides and cornering.
RUNNER	<b>SpeedBlade stainless steel</b> Provides a long lasting edge for long term performance.

## JETSPEED 280 SKATE

[SK280]

N

SIZES				Art. No.
SR	6-12	D	Full	349 8022
JR	3-5	EE	Full	349 8021

QUARTER	<b>Action Form™ Composite - Black</b> Reinforced outer core that is fully heat thermo-formable.
CORE	<b>Pro reinforced heat moldable SpeedCore</b> Contour shape with heat moldable technology that allows customized support.
LINER	<b>Heavy duty microfiber</b> Comfort and durability.
OUTSOLE	<b>Injected outsole with print</b> Torsion resistance.
FOOTBED	<b>Anatomical response</b> Designed for support, comfort, and durability.
TONGUE	<b>Felt with lace bite protection</b> Thick felt tongue base with multi layers lace bite protection for maximum comfort.
ANKLE PADDING	<b>Multi density memory foam</b> Lightweight comfort pads.
HOLDER	<b>SpeedBlade 4.0</b> Increased attack angle providing greater strides and cornering.
RUNNER	<b>SpeedBlade Stainless steel</b> Provides a long lasting edge for long term performance.

### JR

EYELET FACING	<b>Flexible facing with smaller top eyelet</b> Makes it easier for kids to tie their skates tight.
LACES	<b>Grip Laces</b> Helps juniors tie their own skates tightly.





## JETSPEED 270 SKATE [SK270]



SIZES				Art. No.
SR	6-12	EE	Full/Half	349 8032
JR	1-5.5	EE	Full/Half	349 8031

QUARTER	<b>Synthetic Action Form</b> Durable outer shell with elite structural stiffness.
LINER	<b>Heavy duty microfiber</b> Created for comfort and durability.
OUTSOLE	<b>Low profile injected</b> Low profile interface to maximize energy transfer.
FOOTBED	<b>Anatomical response</b> Designed for support, comfort, and durability.
TONGUE	<b>Felt Tongue with lace bite protection</b> Improved lace bite protection offers comfort and protection.
HOLDER	<b>SpeedBlade 4.0</b> Increased attack angle providing greater strides and cornering.
RUNNER	<b>SpeedBlade Stainless steel</b> Provides a long lasting edge for long term performance.

### JR

EYELET FACING	<b>Flexible facing with smaller top eyelet</b> Makes it easier for kids to tie their skates tight.
LACES	<b>Grip Laces</b> Helps juniors tie their own skates tightly.

## JETSPEED 250 SKATE [SK250]



SIZES				Art. No.
SR	39-47	D	Full	349 8042
JR	33-38	D	Full	349 8041
YT	25-32	D	Full	349 8040

QUARTER	<b>Synthetic embossed shell</b> Durable outer shell.
LINER	<b>Heavy duty microfiber</b> Created for comfort and durability.
OUTSOLE	<b>Low profile injected</b> Low profile interface to maximize energy transfer.
FOOTBED	<b>CCM Footbed</b> Designed for comfort and support.
HOLDER RUNNER	<b>Non replaceable stainless steel runner</b> A long lasting edge for long term performance.







## RIBCOR SKATE

WORKING CLOSER THAN EVER WITH OUR LARGE STABLE OF NHL RIBCOR SKATE USERS, THE GOAL WAS SIMPLE: MAKE THE RIBCOR 50K SKATE WAS OUR BEST PUMP SKATE EVER.

PRO FEEDBACK LED DIRECTLY TO PERFORMANCE ENHANCEMENTS TO THE PUMP, QUARTER, TONGUE, AND TENDON. THE END RESULT IS EVEN MORE RANGE OF MOTION AND FLEXIBILITY RESULTING IN BETTER AGILITY AND TIGHTER TURNS.



### NEW TRIGUARD PRO TONGUE

Lightweight with enhanced lace bite protection for maximum fit and comfort.

### ADVANCED PUMP™

The next generation in Pump™ technology is more efficient in offering a personalized pro fit with added comfort.



### RIBCOR ELITE QUARTER/CORE

Enhanced pro ribbed reinforcement harnesses flexion for maximum power.

**HEAT MOLDABLE**

## RIBCOR 50K SKATE

[SK50P]

N

### SIZES

				Art. No.
SR	6-12	D	Full/Half	349 8052
	6-12, 13	EE	Full/Half	349 8053
JR	3-5.5	EE	Full/Half	349 8051
YT	8-13	D	Full	349 8050

PUMP™	<b>ADVANCED PUMP™</b> Most efficient Pump™ to date for personalized fit with added comfort.
QUARTER PACKAGE	<b>RIBCOR Elite</b> Enhanced pro ribbed reinforcement harnesses flexion for maximum power.
CORE	<b>Heat-moldable FlexCore</b> Lightweight and thermo-formable core for maximum comfort and reactivity.  SR: Dual zone with tacky nash and Clarino JR: Dual zone with Duratex Grip and Nash Keeps the foot dry and enhances heel lock with maximum durability at the top eyelets.
LINER	

MIDSOLE	<b>Composite midsole</b> Lightweight support for enhanced blade to boot interface.
OUTSOLE	<b>Carbon composite outsole</b> Lightweight structure that maximizes energy transfer.
FOOTBED	<b>Griptonite</b> Reduces foot movement to increase energy transfer.
TONGUE	<b>TriGuard tongue</b> Lightweight with enhanced lace bite protection for maximum fit and comfort.
HOLDER	<b>SpeedBlade 4.0</b> Increases attack angle providing greater strides and cornering.
RUNNER	<b>SpeedBlade Black</b> Treated for a longer edge life and resistance to corrosion.



HEAT MOLDABLE



HEAT MOLDABLE

## RIBCOR 48K SKATE

### [SK48P]

N

SIZES				Art. No.
SR	6-12	D	Full/Half	349 8162
JR	3-5.5	EE	Full/Half	349 8161

PUMP™	<b>Advanced Pump™</b> Most efficient Pump™ to date for personalized fit with added comfort.
QUARTER	<b>RIBCOR FLEX Plus Durafilm</b> Composite reinforced quarter for improved rigidity and durability.
CORE	<b>Heat-moldable FlexCore</b> Lightweight and thermo-formable core for maximum comfort and reactivity.
LINER	<b>SR - Dual zone liner with Duratex grip and Nash + Durazone abrasion patch</b> Enhances durability with increased heel lock. <b>JR - Dual zone liner with Duratex grip and Nylex + Nash</b>
OUTSOLE	<b>Lightweight composite outsole</b> Increased torsional rigidity for maximum energy transfer and reactivity.
FOOTBED	<b>F-I-T system</b> Provides stable fit and comfort.
TONGUE	<b>Felt tongue with molded lace bite protection</b> Pro level feel and protection.
HOLDER	<b>SpeedBlade 4.0 holder</b> Increases attack angle providing greater strides and cornering.
RUNNER	<b>SpeedBlade Black</b> Treated for a longer edge life and resistance to corrosion.

## RIBCOR 46K SKATE

### [SK46P]

N

SIZES				Art. No.
SR	6-12	D	Full/Half	349 8062
JR	3-5.5	D	Full/Half	349 8061

PUMP™	<b>Advanced Pump™</b> Most efficient Pump™ to date for personalized fit with added comfort.
QUARTER	<b>RIBCOR FLEX Plus</b> Composite reinforced quarter for improved rigidity and durability.
CORE	<b>Heat-moldable FlexCore</b> Lightweight and thermo-formable core for maximum comfort and reactivity.
LINER	<b>SR - Dual zone liner with lightweight Nylex fabric and tacky Nash</b> Enhances durability with increased heel lock. <b>JR - Dual zone liner with lightweight Nylex fabric</b>
OUTSOLE	<b>Composite outsole</b> Stiffness for energy transfer and reactivity.
FOOTBED	<b>F-I-T system</b> Provides stable fit and comfort.
TONGUE	<b>Felt tongue</b> Pro level feel and protection.
HOLDER	<b>SpeedBlade 4.0 holder</b> Increases attack angle providing greater strides and cornering.
RUNNER	<b>SpeedBlade Stainless steel</b> Provides a long lasting edge for long term performance.





HEAT MOLDABLE



HEAT MOLDABLE

## RIBCOR 44K SKATE [SK44P]

N

SIZES				Art. No.
SR	6-12	D	Full/Half	349 8072
JR	3-5.5	D	Full/Half	349 8071

PUMP™	<b>Advanced Pump™</b> Most efficient Pump™ to date for personalized fit with added comfort.
QUARTER	<b>RIBCOR FLEX</b> Light weight structure for enhance forward flexion and durability.
CORE	<b>Lightweight elite synthetic core</b> Enhanced support and durability.
LINER	<b>Dual Zone Lightweight Tricot</b> Comfortable fit and durability.
OUTSOLE	<b>Vented low profile Injected outsole</b> Maximizes energy transfer with moisture management.
FOOTBED	<b>Molded CCM footbed</b> For comfort and durability.
TONGUE	<b>2-Piece High density Felt Tongue</b> Provides excellent fit and comfort.
HOLDER	<b>SpeedBlade 4.0</b> Increases attack angle providing greater strides and cornering.
RUNNER	<b>SpeedBlade Stainless steel runner</b> Provides a long lasting edge for long term performance.

## RIBCOR 42K SKATE [SK42P]

N

SIZES				Art. No.
SR	39-47	D	Full	349 8082
JR	33-38	D	Full	349 8081

PUMP™	<b>Advanced Pump™</b> Most efficient Pump™ to date for personalized fit with added comfort.
QUARTER	<b>Elite Synthetic upper</b> Lightweight structure for enhance forward flexion.
CORE	<b>Lightweight elite synthetic core</b> Enhanced support and durability.
LINER	<b>Dual Zone Lightweight Tricot</b> Comfortable fit and durability.
OUTSOLE	<b>Vented low profile Injected outsole</b> Maximizes energy transfer with moisture management.
FOOTBED	<b>CCM footbed</b> Designed for comfort and support.
TONGUE	<b>2-Piece High density felt tongue</b> Enhances the fit and comfort.
HOLDER RUNNER	<b>SpeedBlade 4.0 PRO</b> Non-replaceable Stainless Steel long lasting edge runner, taking advantage of the 4mm to increase the angle of attack.





# PLAYER

## TACKS SKATE

THE GAME-CHANGING TACKS SKATE WAS ENGINEERED TO PROVIDE PLAYERS THE MOST EXPLOSIVE ACCELERATION IN HOCKEY. FEATURING THE ATTACKFRAME TECHNOLOGY, T6 PRO CORE AND SPEEDBLADE + 4.0 HOLDER, THE TACKS SKATE HELPS PROVIDE EXPLOSIVE FIRST FIVE STRIDES TO ALWAYS REMAIN ONE STRIDE AHEAD OF THE COMPETITION.



### ATTACKFRAME™

Extra stiff composite reinforcements in heel and eyelet facing provide the most explosive first five steps in hockey.

### SPEEDBLADE + 4.0 HOLDER



Created to provide extreme speed this revolutionary new blade holder increases your turning radius by up to 10% for the most aggressive angle of attack in hockey.

### T6 PRO CORE

Newly formulated stiff core for pro level performance.

HEAT MOLDABLE

## TACKS SKATE

[SKJ]

SIZES				Art. No.
SR	6-12	D	Full/Half	349 7002
	6-12	EE	Full/Half	349 7004
JR	3-5.5	D, EE	Full/Half	349 7001

**ATTACK FRAME** Carbon Twill composite ATTACKFRAME™  
The Attack Frame™ positioned for precise explosive acceleration.

**CORE** Formula "T6 Pro"  
Formulated to provide Pro level support working with the Attack Frame™.

**LINER** Durable Clarino+  
Pro grade Clarino for optimum performance, durability and moisture management.

**TONGUE** Integrated Pro EPE foam + Felt and external lace bite.  
Provides light weight performance fit and comfort.

**OUTSOLE** Extra stiff Vented Carbon Composite  
Increased torsional rigidity maximizes energy transfer.

**MIDSOLE** Light weight Composite midsole  
Light weight support for enhanced blade to boot interface.

**FOOTBED** Custom support insole  
Customized arch support.

**HOLDER** SpeedBlade 4.0 holder  
Increases attack angle providing greater strides and cornering.

**RUNNER** Hyper-Glide polished steel runner  
Provides superior speed and glide for enhanced performance.



HEAT MOLDABLE



HEAT MOLDABLE



HEAT MOLDABLE

## 6052 SKATE N

[SKJ60]

SIZES				Art. No.
SR	6-12	D	Full/Half	349 7102
	6-12	EE	Full/Half	349 7104

## 5052 SKATE N

[SKJ50]

SIZES				Art. No.
SR	6-12	EE	Full/Half	349 7203
JR	3-5.5	EE	Full/Half	349 7201

## 4052 SKATE N

[SKJ40]

SIZES				Art. No.
SR	6-12	D	Full/Half	349 7302
JR	1-5.5	D	Full/Half	349 7301

ATTACK FRAME	<b>Monofilament reinforced ATTACKFRAME™</b> The ATTACKFRAME™ positioned for precise explosive acceleration.
CORE	<b>Formula T6</b> Formulated to provide Elite level support working with the ATTACKFRAME™
LINER	<b>Duratex</b> Enhances durability and moisture management.
TONGUE	<b>7mm felt &amp; EPE foam tongue + Injected external lace bite.</b> Provides superior fit, comfort for elite level performance.
OUTSOLE	<b>Stiff Carbon/ Glass Composite</b> Maximizes Energy Transfer and torsional stiffness.
MIDSOLE	<b>Injected Surlyn</b> Increases support for enhanced blade to boot interface.
FOOTBED	<b>Fit system</b> Provides support and comfort.
HOLDER	<b>SpeedBlade 4.0 holder</b> Increases attack angle providing greater strides and cornering.
RUNNER	<b>SpeedBlade Stainless steel runner</b> Provides a long lasting edge for long term performance.

ATTACK FRAME	<b>Fiber reinforced ATTACKFRAME™</b> Fiber reinforced ATTACKFRAME™ provides support and reactivity.
CORE	<b>Formula T5</b> Support and performance for extensive usage.
LINER	<b>Duratex</b> Enhances durability and moisture management.
TONGUE	<b>7mm felt &amp; EVA foam tongue + Injected lace bite</b> Provides excellent fit and comfort and additional protection.
OUTSOLE	<b>Vented Fiber nylon Composite</b> Stiffness for energy transfer and reactivity.
MIDSOLE	<b>Injected Surlyn</b> Increases support for enhanced blade to boot interface.
FOOTBED	<b>Fit system</b> Provides support and comfort.
HOLDER	<b>SpeedBlade 4.0 holder</b> Increases attack angle providing greater strides and cornering.
RUNNER	<b>SpeedBlade Stainless steel runner</b> Provides a long lasting edge for long term performance.

ATTACK FRAME	<b>Internally supported ATTACKFRAME™</b> Gives the ATTACKFRAME™ added structural benefits.
CORE	<b>Formula T4</b> Supportive for frequent usage.
LINER	<b>Quick drying heavy duty Microfiber liner</b> Ensures a comfortable fit with added durability.
TONGUE	<b>7mm felt &amp; EVA foam</b> Provides excellent fit and comfort.
OUTSOLE	<b>Vented fiber nylon composite</b> Stiffness for energy transfer and reactivity.
MIDSOLE	<b>Injected Surlyn</b> Increases support for enhanced blade to boot interface.
FOOTBED	<b>Fit system</b> Provides support and comfort.
HOLDER	<b>SpeedBlade 4.0 holder</b> Increases attack angle providing greater strides and cornering.
RUNNER	<b>SpeedBlade Stainless steel runner</b> Provides a long lasting edge for long term performance.



# PLAYER



HEAT MOLDABLE



## 3052 SKATE N [SKJ30]

SIZES				Art. No.
SR	6-12	D	Full/Half	349 7402
JR	1-5.5	D	Full/Half	349 7401

## 2052 SKATE N [SKJ20]

SIZES				Art. No.
SR	39-47	D	Full/Half	349 7502
JR	33-38	D	Full/Half	349 7501
YT	27-32	D	Full	349 7500

## 1052 SKATE N [SKJ10]

SIZES				Art. No.
SR	39-47	D	Full/Half	349 7612
JR	33-38	D	Full/Half	349 7611
YT	27-32	D	Full	349 7610

ATTACK FRAME	<b>Nylon ATTACKFRAME™</b> Greater structural support than standard construction.
CORE	<b>Formula T3</b> Good support, stiffness and comfort for the occasional user.
LINER	<b>Microfiber</b> Lightweight durability and comfort.
TONGUE	<b>7mm high density felt With foam insert.</b> Enhances the fit and comfort.
OUTSOLE	<b>Low profile injected</b> Maximizes energy transfer.
MIDSOLE	<b>Die cut plastic</b> Supportive feel.
FOOTBED	<b>Anatomical response</b> Comfortable and durable.
HOLDER	<b>SpeedBlade 4.0 holder</b> Increases attack angle providing greater strides and cornering.
RUNNER	<b>SpeedBlade Stainless steel runner</b> Provides a long lasting edge for long term performance.

ATTACK FRAME	<b>Sublimated synthetic</b> Structural support for a standard construction.
CORE	<b>Formula T2</b> Stiffness and support designed for 1-2 occasions per week.
LINER	<b>Brushed nylon</b> Ensures a comfortable fit.
TONGUE	<b>5mm high density felt With foam insert.</b> Enhances the fit and comfort.
OUTSOLE	<b>Low profile injected</b> Maximizes energy transfer.
MIDSOLE	<b>Die cut plastic</b> Supportive feel.
FOOTBED	<b>CCM</b> Comfortable.
HOLDER RUNNER	<b>SpeedBlade 4.0 PRO</b> Non-replaceable Stainless Steel long lasting edge runner, taking advantage of the 4mm to increase the angle of attack.

ATTACK FRAME	<b>Sublimated synthetic</b> Structural support for a standard construction.
CORE	<b>Formula T1</b> Stiffness and support for the recreational user.
LINER	<b>Brushed nylon</b> Ensures a comfortable fit.
TONGUE	<b>5mm high density felt With foam insert.</b> Enhances the fit and comfort.
OUTSOLE	<b>Low profile injected</b> Maximizes energy transfer.
MIDSOLE	<b>Die cut plastic</b> Supportive feel.
FOOTBED	<b>CCM</b> Comfortable.
HOLDER RUNNER	<b>Non replaceable stainless steel runner</b> A long lasting edge for long term performance.

### JR

#### HOLDER / RUNNER

#### SpeedBlade 4.0 PRO

Non-replaceable Stainless Steel long lasting edge runner, taking advantage of the 4mm to increase the angle of attack.







# INSOLES

## CUSTOM SUPPORT INSOLES

SPECIFICALLY ENGINEERED FOR HOCKEY! [ACCS]

Powered by

currexSole

### YOUR FOOT IS A SENSOR

BY PROVIDING FULL CONTACT TO THE FOOT'S SOLE, THE MYOFASCIAL STRUCTURE OF THE FOOT IS FULLY ACTIVATED STIMULATING GREATER REACTION IN THE FOOT MUSCLES FOR ENHANCED SPEED.

### DYNAMIC ARCH CRADLE (DAC)

DESIGNED TO REDISTRIBUTE PRESSURE EVENLY AND STABILIZE EXCESSIVE MOVEMENTS WHICH LEAD TO INJURY. THE DAC DIFFERS IN DENSITY, SHAPE AND RESPONSIVENESS DEPENDENT ON FOOT TYPE AND LENGTH.

CCM INSOLES ARE AVAILABLE IN THREE DIFFERENT ARCHES



HIGH-ARCH




MED-ARCH



LOW-ARCH

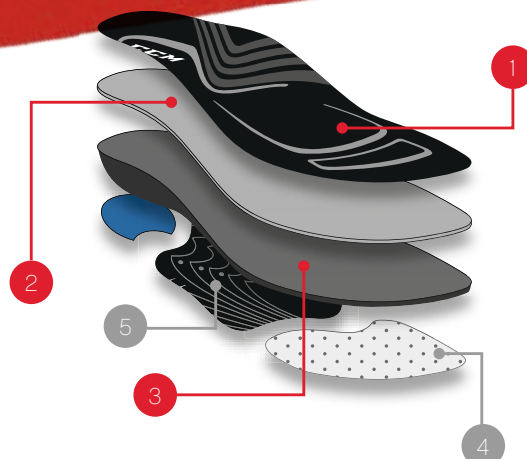

HIGH



MED



LOW



TOP LAYER:

- 1 Breathable fabric that allows moisture to diffuse sweat into the middle layer.

MIDDLE LAYER:

- 2 Freeflex memory foam absorbs moisture and reduces odor. The foam adapts to the contours of your foot improving fit.

BASE LAYER:

- 3 curEVA: a unique shock absorbing material that provides optimum cushioning.
- 4 "RPD" System: Rivet Pressure Distribution, optimizing forefoot comfort and reducing stress.

THE FOOTDISC [ACFD]

- Defines arch type in seconds
- Acts as a foot gauge
- Made from durable materials



SIZE CHART

2 - 3.5	4 - 5.5	6 - 7.5	8 - 9.5	10 - 11.5	12 - 13
XS	S	M	L	XL	XXL

\* Packaged in a box



**SB +4.0 HOLDER  
& RUNNER**  
[HRSBHG] PAIR  
Art. No. 349 0193



**SB +4.0 HOLDER**  
[HSB] LEFT / RIGHT  
Art. No. 349 0194 LEFT  
Art. No. 349 0195 RIGHT



**SB BLACK** N  
POLISHED STEEL  
[RHG] PAIR  
Art. No. 349 0197



**SB HYPERGLIDE**  
POLISHED STEEL  
[RHG] PAIR  
Art. No. 349 0189




**SB STAINLESS**  
REGULAR STEEL  
[RSB] PAIR  
Art. No. 349 0190



**SB STAINLESS  
+2MM**  
REGULAR STEEL  
PAIR  
Art. No. 349 0191



**PROFILE 3  
REPLACEMENT  
SCREWS**  
[MS602]  
Art. No. 349 0113



## MEN SKATE GUIDE

**US SKATE SIZE**  
**EURO SIZE**  
**FOOT LENGTH**  
**BLADE SIZE**

JUNIOR								SENIOR													
1	2	3	3.5	4	4.5	5	5.5	6	6.5	7	7.5	8	8.5	9	9.5	10	10.5	11	11.5	12	13
32.5	34	35	36	36.5	37.5	38.5	39	40	40.5	41	42	42.5	43	44	44.5	45	45.5	46	47	48	49
209	217	225	230	234	238	242	248	252	256	260	265	269	273	277	281	286	290	294	298	303	312
215	221	230	238	238	247	255	255	263	263	271	271	271	280	280	287	287	295	295	304	304	312

## WOMEN SKATE GUIDE

**US SKATE SIZE**  
**EURO SIZE**  
**FOOT LENGTH**

GIRLS						WOMEN									
8	9	10	11	12	13	1	2	3	4	5	6	7	8	9	10
23	24	26	27	28	30	31	32	33	34.5	36	37.5	39	40.5	42	43
145	153	165	173	181	189	197	205	213	221	230	238	248	256	265	273

## SPEEDBLADE

**BOOT**  
**BLADE LENGTH**

JUNIOR										SENIOR														
1	1.5	2	2.5	3	3.5	4	4.5	5	5.5	6	6.5	7	7.5	8	8.5	9	9.5	10	10.5	11	11.5	12	12.5	13
215	221		230		238		247		255	255	263		271		280		287		295		304	-	312	

## GOALIE

**BOOT**  
**COWLING**

YOUTH		JUNIOR										SENIOR													
13	13.5	1	1.5	2	2.5	3	3.5	4	4.5	5	5.5	6	6.5	7	7.5	8	8.5	9	9.5	10	10.5	11	11.5	12	13
1		1	2	3	4	5	6	6	7	8	9	10	11	12											









# ULTRA TACKS

THE BRAND NEW ULTRA TACKS IS THE LIGHTEST, BEST BALANCED, AND MOST DURABLE STICK WE HAVE EVER CREATED. THE NEW ULTRA ATTACK FRAME BLADE IS INCREDIBLY LIGHT WITHOUT SACRIFICING TORSIONAL OR BENDING STIFFNESS, SO YOU HAVE A LIGHTWEIGHT PRODUCT WITH AMAZING PRECISION AND ACCURACY. THE INNOVATIVE BUMPER TECHNOLOGY REINFORCES THE CORNERS OF THE SHAFT FOR OUTSTANDING DURABILITY AND CONSISTENCY.

## ULTRA TACKS

[HSUTK]

WEIGHT	425 grams
BLADE	<b>Ultra ATTACKFRAME™</b> A super lightweight blade with high torsional and bending stiffness for a more accurate shot.
SHAFT	<b>Bumper Technology</b> Reinforcement on the corners of the shaft for remarkable durability and consistency.
KICK POINT	<b>Mid kick point</b> Great pop on all shots and easy to control for saucer passes.
GEOMETRY	<b>F Geometry</b> A smaller shaft for great grip and performance. Popular at European PRO level.

### STIFFNESS Art. No.

SENIOR FLEX 105 / 62"	
19 / 29 / 40	376 0048
SENIOR FLEX 95 / 62"	
6 / 19 / 25 / 29 / 40	376 0045
SENIOR FLEX 85 / 60"	
6 / 19 / 25 / 29 / 40	376 0040
SENIOR FLEX 75 / 60"	
6 / 19 / 25 / 29 / 40	376 0035
INT. FLEX 70 / 57"	
19 / 29 / 40	376 0032
WHIP FLEX 60 / 57"	
19 / 29 / 40	376 0028
JUNIOR FLEX 50 / 52"	
19 / 29 / 40	376 0020
JUNIOR FLEX 40 / 52"	
19 / 29 / 40	376 0018
YOUTH FLEX 35 / 47"	
P29	376 0015

### MID KICK

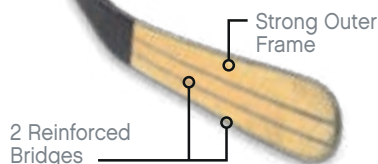
Gives the player full control and great pop on all shots.

### BUMPER TECHNOLOGY

Reinforcements molded into the corners of the shaft for improved durability.



The **ATTACK FRAME** was designed to provide a very high level of both torsional and bending stiffness. The result is more accuracy, better precision, and amazing consistency.



## ULTRA TACKS TEAM

[HSUTK]

WEIGHT	450 grams
BLADE	<b>Ultra ATTACKFRAME™</b> A super lightweight blade with high torsional and bending stiffness for a more accurate shot.
GRIP	<b>Full grip with strategically placed texture</b> Improved control and feel.
KICK POINT	<b>Mid kick point</b> Great pop on all shots and easy to control for saucer passes.
GEOMETRY	<b>F Geometry</b> A smaller shaft for great grip and performance. Popular at European PRO level.
CURVES	Team curves selection available

### STIFFNESS Art. No.

SENIOR FLEX 105 / 62"	
19 / 29 / 40	376 0148
SENIOR FLEX 95 / 62"	
6 / 19 / 25 / 29 / 40	376 0145
SENIOR FLEX 85 / 60"	
6 / 19 / 25 / 29 / 40	376 0140
SENIOR FLEX 75 / 60"	
6 / 19 / 25 / 29 / 40	376 0135

6052

[HS6052]

WEIGHT	470 grams
BLADE	<b>Ultra ATTACKFRAME™</b> A super lightweight blade with high torsional and bending stiffness for a more accurate shot.
GRIP	<b>Full grip with strategically placed texture</b> Improved control and feel.
KICK POINT	<b>Mid kick point</b> Great pop on all shots and easy to control for saucer passes.
GEOMETRY	<b>F Geometry</b> A smaller shaft for great grip and performance. Popular at European PRO level.

#### STIFFNESS      Art. No.

SENIOR FLEX 85 / 60"	
29 / 40	376 0240
SENIOR FLEX 75 / 58"	
29 / 40	376 0235
INT. FLEX 65 / 56"	
29 / 40	376 0230
JUNIOR FLEX 50 / 52"	
29 / 40	376 0220

4052

[HS4052]

WEIGHT	520 grams
BLADE	<b>ATTACKFRAME™</b> High torsional and bending stiffness for a more accurate shot.
GRIP	<b>Full grip with strategically placed texture</b> Improved control and feel.
KICK POINT	<b>Mid kick point</b> Great pop on all shots and easy to control for saucer passes.
GEOMETRY	<b>F Geometry</b> A smaller shaft for great grip and performance. Popular at European PRO level.

#### STIFFNESS      Art. No.

SENIOR FLEX 95 / 59"	
19 / 29	376 0345
SENIOR FLEX 85 / 59"	
19 / 29	376 0340
SENIOR FLEX 75 / 59"	
19 / 29	376 0335
INT. FLEX 65 / 57"	
19 / 29	376 0330
JUNIOR FLEX 50 / 52"	
19 / 29	376 0320

2052

[HS2052]

WEIGHT	575 grams
BLADE	<b>ATTACKFRAME™</b> High torsional and bending stiffness for a more accurate shot.
GRIP	<b>Full grip</b> Improved control and feel.
KICK POINT	<b>Mid kick point</b> Great pop on all shots and easy to control for saucer passes.
GEOMETRY	<b>F Geometry</b> A smaller shaft for great grip and performance. Popular at European PRO level.

#### STIFFNESS      Art. No.

SENIOR FLEX 85 / 60"	
29	376 0440
INT. FLEX 65 / 57"	
29	376 0430
JUNIOR FLEX 50 / 52"	
29	376 0420
JUNIOR FLEX 40 / 52"	
29	376 0418
YOUTH FLEX 35 / 47"	
P29	376 0415



## RBZ SUPERFAST

[HSRBZs]

WEIGHT	430 grams
BLADE	<b>Speed Pocket Construction</b> More C.O.R. (coefficient of restitution) than any stick on the market.
POWER SWING TECHNOLOGY	<b>Very low swing weight</b> A lower weight and better distribution throughout the stick gives the player a faster swing speed.
KICK POINT	<b>Custom kick point</b> The stick reacts based on the position of the player's bottom hand so it is perfect for any type of shot.
GEOMETRY	<b>T Geometry</b> Preferred by NHL players for control and accuracy.

### STIFFNESS Art. No.

SENIOR FLEX 110 / 62" LENGTH  
PATTERNS: 5,6,19,20,29 374 9550

SENIOR FLEX 105 / 62" LENGTH  
PATTERNS: 5,6,19,20,29 374 9548

SENIOR FLEX 95 / 60" LENGTH  
PATTERNS: 5,6,19,20,29 374 9545

SENIOR FLEX 85 / 60" LENGTH  
PATTERNS: 5,6,19,20,29 374 9540

SENIOR FLEX 75 / 60" LENGTH  
PATTERNS: 5,6,19,20,29 374 9535

INT. FLEX 70 / 57" LENGTH  
PATTERNS: 19 374 9532

INT. FLEX 60 / 57" LENGTH  
PATTERNS: 19 374 9528

JUNIOR FLEX 50 / 52" LENGTH  
PATTERNS: 19 374 9520

JUNIOR FLEX 40 / 52" LENGTH  
PATTERNS: 19 374 9518

YOUTH FLEX 35 / 47" LENGTH  
PATTERNS: 19 374 9515

# RBZ SUPERFAST

WORKING WITH TAYLOR MADE ENGINEERS, WE HAVE COMPLETELY REDESIGNED THE RBZ PLATFORM TO INCORPORATE A BRAND NEW BLADE FEATURING OUR SPEED POCKET TECHNOLOGY. THE SPEED POCKET RUNS THE LENGTH OF THE BLADE, PROVIDING A HOTTER FACE FOR AN UNBELIEVABLE SHOT.

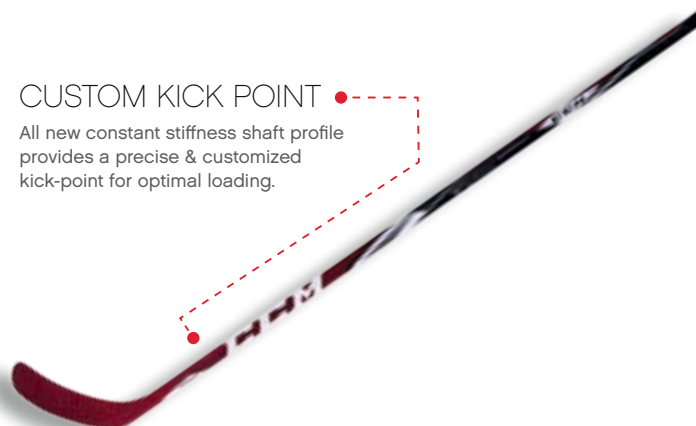
## RBZ SUPERFAST

The new **SPEED POCKET** technology provides 50% more C.O.R. than RBZ Stage 2 to help maximize puck speed



### CUSTOM KICK POINT

All new constant stiffness shaft profile provides a precise & customized kick-point for optimal loading.



### LOW SWING WEIGHT

Fine tuned weight & flex distribution provide a faster swing for more puck speed.

**MADE**  
PUCKSPEED

## RBZ 150

[HSZ150]

WEIGHT	465 grams
BLADE	<b>Reinforced SpeedBlade 2 with freak channels</b> Very high C.O.R. means more trampoline effect off the blade.
POWER SWING TECHNOLOGY	<b>Very low swing weight</b> A lower weight and better distribution throughout the stick gives the player a faster swing speed.
KICK POINT	<b>Custom kick point</b> The stick reacts based on the position of the player's bottom hand so it is perfect for any type of shot.
GEOMETRY	<b>T Geometry</b> Preferred by NHL players for control and accuracy.

## STIFFNESS      Art. No.

SENIOR FLEX 95 / 60" LENGTH

PATTERNS: 6,19,20,29      374 9645

SENIOR FLEX 85 / 60" LENGTH

PATTERNS: 6,19,20,29      374 9640

SENIOR FLEX 75 / 60" LENGTH

PATTERNS: 6,19,20,29      374 9635

## RBZ 130

[HSZ130]

WEIGHT	490 grams
BLADE	<b>SpeedBlade 2 with freak channels</b> More C.O.R. than the competitors' top end products.
POWER SWING TECHNOLOGY	<b>Very low swing weight</b> A lower weight and better distribution throughout the stick gives the player a faster swing speed.
KICK POINT	<b>Custom kick point</b> The stick reacts based on the position of the player's bottom hand so it is perfect for any type of shot.
GEOMETRY	<b>T Geometry</b> Preferred by NHL players for control and accuracy.

## STIFFNESS      Art. No.

SENIOR FLEX 95 / 59" LENGTH

PATTERNS: 19      374 9745

SENIOR FLEX 85 / 59" LENGTH

PATTERNS: 19      374 9740

SENIOR FLEX 75 / 59" LENGTH

PATTERNS: 19      374 9735

INT. FLEX 65 / 57" LENGTH

PATTERNS: 19      374 9730

JUNIOR FLEX 50 / 52" LENGTH

PATTERNS: 19      374 9720

JUNIOR FLEX 40 / 52" LENGTH

PATTERNS: 19      374 9718

## RBZ 110

[HSZ110]

WEIGHT	560 grams
BLADE	<b>High C.O.R. blade construction</b> More trampoline effect off the blade.
POWER SWING TECHNOLOGY	<b>Low swing weight</b> A lower weight and better distribution throughout the stick gives the player a faster swing speed.
KICK POINT	<b>Custom kick point</b> The stick reacts based on the position of the player's bottom hand so it is perfect for any type of shot.
GEOMETRY	<b>T Geometry</b> Preferred by NHL players for control and accuracy.

## STIFFNESS      Art. No.

SENIOR FLEX 85 / 58" LENGTH

PATTERNS: 19      374 9840

INT. FLEX 65 / 57" LENGTH

PATTERNS: 19      374 9830

JUNIOR FLEX 50 / 52" LENGTH

PATTERNS: NUGENT-HOPKINS P19  
374 9820

JUNIOR FLEX 35 / 47" LENGTH

PATTERNS: NUGENT-HOPKINS P19  
374 9815



## RIBCOR 40K [HSRIB2]

WEIGHT	425 grams
SHAFT	Pre-loaded RIBCOR shaft, with TECHNORA reinforcement Amazing durability with unsurpassed energy transfer.
BLADE	SXX2 Blade New blade construction for an optimized stiffness profile: stiff in the heel to extra stiff in toe, helps keep the blade square to the target.
HIGH LOADING RATIO	A power taper ratio of 3:1 More vertical stiffness means less energy wasted down into the ice, all your effort goes into fully loading the stick.
KICK POINT	Low kick point For quick loading and release.
GEOMETRY	T Geometry Preferred by NHL players for control and accuracy.

### STIFFNESS Art. No.

SENIOR FLEX 95 / 62" LENGTH  
PATTERNS: 6,19,20,29 474 0145

SENIOR FLEX 85 / 60" LENGTH  
PATTERNS: 6,19,20,29 474 0140

SENIOR FLEX 75 / 60" LENGTH  
PATTERNS: 6,19,20,29 474 0135

INT. FLEX 70 / 57" LENGTH  
PATTERNS: 19 474 0132

INT. FLEX 60 / 57" LENGTH  
PATTERNS: 19 474 0128

JUNIOR FLEX 50 / 52" LENGTH  
PATTERNS: 19 474 0120

JUNIOR FLEX 40 / 52" LENGTH  
PATTERNS: 19 474 0118

YOUTH FLEX 35 / 47" LENGTH  
PATTERNS: 19 474 0115

## RIBCOR 40K

THE ORIGINAL RIBCOR HAS BEEN TAKEN TO THE NEXT LEVEL OF PERFORMANCE. STILL FEATURING THE UNIQUE RIBCOR GEOMETRY THAT PUTS THE CARBON FIBER IN TENSION FOR AN EXPLOSIVE RELEASE, WE HAVE ADDED A BRAND NEW MATERIAL IN TECHNORA FOR UNSURPASSED DURABILITY.

## RIBCOR

The RIBCOR's unique ribbed shaft technology features carbon fibers that are permanently in tension to help increase power transfer from your hands directly to the puck.

### RIBCOR LOADED FIBER

POWER TRANSFER FROM SHAFT TO PUCK

MEDIUM HIGH

### UNLOADED FIBER

POWER TRANSFER FROM SHAFT TO PUCK

LOW MEDIUM

### TECHNORA SHAFT

Reinforced TECHNORA shaft provides incredible durability and great performance

## RIBCOR 30K

[HSRC30]

WEIGHT	465 grams
SHAFT	<b>Pre-loaded RIBCOR shaft</b> Helps increase power transfer from your hands directly to the puck.
BLADE	<b>SXX Blade</b> The blade's stiffness profile: stiff in the heel to extra stiff in toe, helps keep the blade square to the target.
HIGH LOADING RATIO	<b>A power taper ratio of 3:1</b> More vertical stiffness means less energy wasted down into the ice, all your effort goes into fully loading the stick.
KICK POINT	<b>Low kick point</b> For quick loading and release.
GEOMETRY	<b>T Geometry</b> Preferred by NHL players for control and accuracy.

## STIFFNESS      Art. No.

SENIOR FLEX 95 / 62" LENGTH  
PATTERNS: 6,19,20,29      474 0245

SENIOR FLEX 85 / 60" LENGTH  
PATTERNS: 6,19,20,29      474 0240

SENIOR FLEX 75 / 60" LENGTH  
PATTERNS: 6,19,20,29      474 0235

## RIBCOR 28K

[HSRC28]

WEIGHT	515 grams
SHAFT	<b>Easy to load technology</b> A unique stiffness profile that mirrors the RIBCOR shaft.
BLADE	<b>SXX Blade</b> The blade's stiffness profile: stiff in the heel to extra stiff in toe, helps keep the blade square to the target.
HIGH LOADING RATIO	<b>A power taper ratio of 3:1</b> More vertical stiffness means less energy wasted down into the ice, all your effort goes into fully loading the stick.
KICK POINT	<b>Low kick point</b> For quick loading and release.
GEOMETRY	<b>T Geometry</b> Preferred by NHL players for control and accuracy.

## STIFFNESS      Art. No.

SENIOR FLEX 95 / 59" LENGTH  
PATTERNS: 19      474 0445

SENIOR FLEX 85 / 59" LENGTH  
PATTERNS: 19      474 0440

SENIOR FLEX 75 / 59" LENGTH  
PATTERNS: 19      474 0435

INT. FLEX 65 / 57" LENGTH  
PATTERNS: 19      474 0430

JUNIOR FLEX 50 / 52" LENGTH  
PATTERNS: 19      474 0420

## RIBCOR 26K

[HSRC26]

WEIGHT	570 grams
SHAFT	<b>Easy to load technology</b> A unique stiffness profile that mirrors the RIBCOR shaft.
BLADE	<b>SXX Blade</b> The blade's stiffness profile: stiff in the heel to extra stiff in toe, helps keep the blade square to the target.
HIGH LOADING RATIO	<b>A power taper ratio of 3:1</b> More vertical stiffness means less energy wasted down into the ice, all your effort goes into fully loading the stick.
KICK POINT	<b>Low kick point</b> For quick loading and release.
GEOMETRY	<b>T Geometry</b> Preferred by NHL players for control and accuracy.

## STIFFNESS      Art. No.

SENIOR FLEX 85 / 58" LENGTH  
PATTERNS: CROSBY (19)      474 0540

INT. FLEX 65 / 57" LENGTH  
PATTERNS: CROSBY (19)      474 0530

JUNIOR FLEX 50 / 52" LENGTH  
PATTERNS: CROSBY (19)      474 0520

JUNIOR FLEX 35 / 47" LENGTH  
PATTERNS: CROSBY (19)      474 0515



## ULTIMATE EU

### BLADE

#### Ultimate ABS core

Great durability on a variety of surfaces.

### SHAFT

#### Multi-lam construction

Very strong and durable with a long lasting glossy finish.

ALSO RECOMMENDED FOR  
STREET HOCKEY

### STIFFNESS Art. No.

SENIOR FLEX 85 / 60"

19 374 5528

JUNIOR FLEX 50 / 52"

19 374 5552

YOUTH FLEX 35 / 46"

19 374 5548

KIDS FLEX 30 / 40"

STRAIGHT 374 5534

## CROSSOVER BLADE

### [BLCRO]

### BLADE

#### Fiberglass reinforced with ABS core

Very high durability with good feel.

### HOSEL

#### Standard hosel

Fits with a traditional shaft.

### PATTERNS

### Art. No.

SENIOR


19, 21, 23

774 1403

JUNIOR

19

774 1404





## END PLUG

[ENDPLU]

HOSEL 4 inch composite end plug

SR

ART. NO.  
374 1400



## END PLUG WOOD


[ENDPLU]

HOSEL 4 inch wooden end plug

SR  
JR


ART. NO.  
374 1402  
374 1401

### 6 PATTERN



12mm – mid heel with shallow pocket and a small open face.

### 19 PATTERN NUGENT-HOPKINS



Quick release for a maximum shooting accuracy. Our most popular blade pattern.

### 25 PATTERN




18 mm curve with whole blade curve.

### 29 PATTERN



Extremely popular traditional curve with small open face, 19 mm curve. Crosby from 2015.

### 40 PATTERN HOSSA



12mm – mid heel with deep curve for power and lift.









# RESISTANCE HELMET

AFTER YEARS OF SCIENTIFIC RESEARCH WITH OBLIQUE TECHNOLOGY AND THE UNIVERSITY OF OTTAWA, WE INTRODUCE THE REVOLUTIONARY CCM RESISTANCE HELMET. USING DATA COLLECTED BY THE NEUROTRAUMA IMPACT SCIENCE LABORATORY THE R.E.D. (ROTATIONAL ENERGY DAMPENING) SYSTEM WAS CREATED TO HELP BETTER MANAGE THE ROTATIONAL ASPECT OF HOCKEY HITS TO THE HEAD. COMBINING THE R.E.D. SYSTEM WITH A SERIES OF IMPACT PODS THAT FOCUS ON THE LINEAR ASPECT OF IMPACTS, THE CCM RESISTANCE HELMET HAS A LINER THAT WAS TRULY ENGINEERED THROUGH CUTTING-EDGE SCIENCE.



## ROTATIONAL ENERGY DAMPENING

The R.E.D. System is a series of liquid-filled bladders that allow for improved rotational deceleration of the head.



## THE IMPACT PODS

An engineered structure, combining EPP and a plastic shock absorber to help reduce linear forces caused by hits to the head.



## EASY ADJUSTMENT

A simple adjustment mechanism at the back of the helmet for quick, comfortable adjustment.



## RESISTANCE HELMET

[HTRES] Art. No. 351 1600

[HTRESC] Art. No. 351 1650 -Combo

### SIZES

	HAT SIZES	CIRCUMFERENCES
S	6 3/8 - 7	20" - 22" / 51 - 56 cm
M	6 7/8 - 7 3/8	21.5" - 23.25" / 55 - 59 cm
L	7 1/8 - 7 3/4	22.5" - 24.5" / 57 - 62 cm

### R.E.D. SYSTEM

A series of bladders between the liner and shell  
Developed with Oblique Technology and the University of Ottawa to reduce rotational acceleration of the head during an impact.

### LINER

Revolutionary liner construction featuring impact pods  
Developed with Oblique and the University of Ottawa to best manage linear accelerations and optimize performance.

### ADJUSTMENT

Single tool free adjustment  
Easy adjustment at the back of the helmet for a customized fit and high level of comfort.

### SHELL

Designed to maximize protective capabilities  
A pro preferred look with geometry that helps absorb impacts.

### COLORS



Available as combo



## RES 300 HELMET

**[HT300]** Art. No. 351 1300

**[HT300C]** Art. No. 351 1350 -Combo

### SIZES

	HAT SIZES	CIRCUMFERENCES
S	6 3/8 - 7	20" - 22" / 51 - 56 cm
M	6 7/8 - 7 3/8	21.5" - 23.25" / 55 - 59 cm
L	7 1/8 - 7 3/4	22.5" - 24.5" / 57 - 62 cm

#### R.E.D. SYSTEM

**A series of bladders between the liner and shell**  
Developed with Oblique Technology and the University of Ottawa to reduce rotational acceleration of the head during an impact.

#### LINER

**Multi density foam liner**  
Developed to help manage a variety of impacts.


#### ADJUSTMENT

**Single tool free adjustment**  
Easy adjustment at the back of the helmet for a customized fit and high level of comfort.

#### SHELL

**Designed to maximize protective capabilities**  
A pro preferred look with geometry that helps absorb impacts.

### COLORS



\* Available as combo

\*Offered as a combo with the FM300 silver in sizes S, M, L

## RES 100 HELMET

**[HT100]** Art. No. 351 1100

**[HT100C]** Art. No. 351 1150 -Combo

### SIZES

	HAT SIZES	CIRCUMFERENCES
XS	6 1/4 - 6 3/4	19.5" - 21.25" / 50 - 54 cm
S	6 3/8 - 7	20" - 22" / 51 - 56 cm
M	6 7/8 - 7 3/8	21.5" - 23.25" / 55 - 59 cm
L	7 1/8 - 7 3/4	22.5" - 24.5" / 57 - 62 cm

#### LINER

**Multi density foam liner**  
Developed to help manage a variety of impacts.

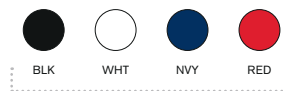
#### ADJUSTMENT

**Single tool free adjustment**  
Easy adjustment at the back of the helmet for a customized fit and high level of comfort.

#### SHELL

**Designed to maximize protective capabilities**  
A pro preferred look with geometry that helps absorb impacts.

### COLORS



\* Available as combo

\*Offered as a combo with the FM580 silver in sizes XS, S, M, L



# FITLITE HELMET

THE NEW CCM FITLITE HELMET FEATURES ENGINEERED SUBSHELLS TO CREATE A LIGHTWEIGHT PROFESSIONAL LEVEL OF PROTECTION. DESIGNED TO BETTER MANAGE ROTATIONAL ACCELERATION BY INTEGRATING CCM'S GROUNDBREAKING R.E.D. (ROTATIONAL ENERGY DAMPENING) SYSTEM TO ITS INNOVATIVE COMFORT LINER, THE CCM FITLITE HELMET IS COMBINING THE ADVANTAGE OF A FULLY CUSTOMIZABLE LIGHTWEIGHT FIT WITH INNOVATION IN SAFETY PROTECTION.



## R.E.D. SYSTEM

The R.E.D. System is a series of liquid-filled bladders that allow for improved rotational deceleration of the head.



## CUSTOMIZABLE FIT

Microdial II system and low density flexible EPP with Lycra laminated cushions for a comfortable 360° wrap around the head.



## PETG SUBSHELL

High density PE shell with PETG subshell for a lightweight professional level of protection.



## FITLITE HELMET

N

[HTFL] Art. No. 351 1900

[HTFLC] Art. No. 351 1950 -Combo

### SIZES

	HAT SIZES	CIRCUMFERENCES
S	5 3/4 - 7	18" - 22" / 46 - 56 cm
M	6 3/4 - 7 3/8	21.25" - 23.25" / 54 - 59 cm
L	7 1/4 - 8	23" - 25.25" / 58 - 64 cm

### R.E.D. SYSTEM

Liquid filler bladders positioned between the liner and the player's head

Revolutionary technology developed with Oblique Technology and the University of Ottawa to reduce rotational acceleration of the head during an impact.

### LINER

Low density flexible EPP with Lycra laminated comfort cushions

Offers a lightweight professional level of protection and a state of the art comfort.

### MICRODIAL II

Allows a 360° wrap and adjustment

Optimal fit and comfort with an occipital lock to best keep the helmet in place during play.

### SHELL

Two tone high density PE shell with PETG subshell  
Lightweight protection with team customizable color .

### COLORS Helmet / Subshell™

\*Offered as a combo with the Titanium FMFL in sizes S, M, L

#### [HTFL]



#### [HTFLC]





## FL80 HELMET N

[HTFL80] Art. No. 351 2000  
[HTFL80C] Art. No. 351 2050 -Combo

### SIZES

	HAT SIZES	CIRCUMFERENCES
S	6 3/8 - 7	20" - 22" / 51 - 56 cm
M	6 7/8 - 7 3/8	21.5" - 23.25" / 55 - 59 cm
L	7 1/4 - 7 7/8	22.75" - 24.75" / 58 - 63 cm

#### R.E.D. SYSTEM

**Liquid filler bladders positioned between the liner and the player's head**  
Revolutionary technology developed with Oblique Technology and the University of Ottawa to reduce rotational acceleration of the head during an impact.

#### LINER

**High grade EPP with Lycra laminated comfort cushions**  
Offers elite protection and a high level of comfort.

#### SHELL

**High density PE shell with PETG subshell**  
Lightweight protection with team customizable color.

#### COLORS

Helmet / Subshell™

[HTFL80]



[HTFL80C]



Offered as a combo with the FMFL80 in sizes S, M, L

## FL60 HELMET N

[HTFL60] Art. No. 351 2100  
[HTFL60C] Art. No. 351 2150 -Combo

### SIZES

	HAT SIZES	CIRCUMFERENCES
S	6 3/8 - 7	20" - 22" / 51 - 56 cm
M	6 7/8 - 7 3/8	21.5" - 23.25" / 55 - 58 cm
L	7 1/4 - 7 7/8	22.75" - 24.75" / 58 - 63 cm

#### R.E.D. SYSTEM

**Liquid filler bladders positioned between the liner and the player's head**  
Revolutionary technology developed with Oblique Technology and the University of Ottawa to reduce rotational acceleration of the head during an impact.

#### LINER

**EPP Liner with comfort cushions**  
Offers a high level protection and comfort.

#### SHELL

**High density PE shell**  
Lightweight high level of protection.

#### COLORS

Helmet / Subshell™



\* Available as combo

Offered as a combo with the silver FMFL80 in sizes S, M, L

## FL40 HELMET N

[HTFL40] Art. No. 351 2200  
[HTFL40C] Art. No. 351 2250 -Combo

### SIZES

	HAT SIZES	CIRCUMFERENCES
XS	6 - 6 5/8	19" - 21" / 48 - 53 cm
S	6 3/8 - 7	20" - 22" / 51 - 56 cm
M	6 7/8 - 7 3/8	21.25" - 23.25" / 55 - 59 cm
L	7 1/4 - 7 3/4	22.75" - 24.5" / 58 - 62 cm

#### FIT CLIPS

**Tool free length adjustment**  
Tool free length adjustment.

#### LINER

**Multi density foam liner**  
Liner designed to provide high levels of comfort and protection.

#### SHELL

**Aerodynamic shell with ventilation**  
Low profile fit with high level of protection.

#### COLORS

Helmet / Subshell™

SR helmet



\* Available as combo

Offered as a combo with the silver FMFL40 in sizes XS, S, M, L

# FACEMASK



## FL80 <sup>N</sup> FACEMASK [FMFL80]

### SIZES

S, M, L

### Art. No.

351 0545

#### WIRES

**Carbon Steel flat wire**  
Greatly enhanced field of vision.

#### CHIN CUP

**Multiple density foam with antimicrobial fabric covering**  
Designed for protection and comfort with antimicrobial treatment.

#### COLOR



SILVER



## FL40 <sup>N</sup> FACEMASK [FMFL40]

### SIZES

XS, S, M, L

### Art. No.

351 0540

#### WIRES

**Thin round wires**  
Straight bars designed to provide maximum line of sight.

#### CHIN CUP

**Comfort foam with wire guard**  
Designed for comfort with protection around the bottom to reduce abrasion.

#### SAFETY STRAP

**Attached beneath the chin**  
Allows the helmet and facemask to work as one unit.

#### COLOR



SILVER





## RESISTANCE <sup>(N)</sup> FACEMASK [FMRES]

### SIZES

XS, S, M, L

### Art. No.

351 0535

#### WIRES

**Lightweight stainless steel, flat wires**  
Provide maximum visibility.

#### CHIN CUP

**Multi density foam with antimicrobial fabric covering**  
Designed for comfort with an antimicrobial treatment.

#### TOP CLIP

**Unique shock absorbing design**  
Designed to help absorb impacts.

#### J CLIP

**Easy to adjust**  
No need to remove the screws to adjust the sizing, simply loosen and slide the J-Clips into place.

### COLOR



SILVER



## RESISTANCE 300 <sup>(N)</sup> FACEMASK [FM300]

### SIZES

XS, S, M, L

### Art. No.

351 0530

#### WIRES

**Thin flat wires**  
Straight bar design to provide maximum visibility.

#### CHIN CUP

**Multi density foam with antimicrobial fabric covering**  
Designed for comfort with an antimicrobial treatment.

#### TOP CLIP

**Unique shock absorbing design**  
Designed to help absorb impacts.

#### J CLIP

**Easy to adjust**  
No need to remove the screws to adjust the sizing, simply loosen and slide the J-Clips into place.

### COLOR



SILVER

# VISOR & HELMET ACCESSORIES

## LIGHTWEIGHT "OPTICAL CORRECTNESS"

### What is optical correctness?

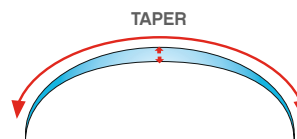
Patent protected visor technology that ensures the best possible optical performance beyond the full field of vision for the hockey player.

### How is it accomplished?

1. Visor Curvature: Horizontal (left to right) and vertical (up and down) curvature of visor.
2. Visor Taper: The visor is tapered from thicker in the centre to thinner on the sides.

### What you see is what you get.

The optimized combination of curvature and taper ensures the correctness of the image projected on the retina allowing the hockey player to stickhandle, pass and shoot with precision.



**OAKLEY**  
DISTRIBUTED BY  
Reebok-CCM Hockey  
PLEASE CONTACT YOUR  
LOCAL REPRESENTATIVE



## VISOR OAKLEY 2.0

[VR832]

Art. No. 655 0930

#### SPECS:

- Optical visor design.
- One size, attachment on sides and front of the helmet.
- Certified CE



## VISOR OAKLEY PRO CUT CE

Art. No. 655 0940

#### SPECS:

- Optical visor design.
- One size, attachment on sides of the helmet.
- Certified CE



## VISOR CCM 1C

Art. No. 351 0675

#### SPECS:

- Flat shield visor for most of the CCM and Reebok helmets.
- One size, attachment on sides of helmet.
- Certified CE



### Reebok

## ACCESSORIES HELMET BOX

[ACCKTR]

Art. No. 451 0120

#### REPLACEMENT PARTS KIT:

- HT11k Front Post Holder (8)
- Left J-Clip (10)
- Right J-Clip (10)
- Earloops (2 pairs)

#### REPLACEMENT PARTS KIT:

- HT3K Post (25)
- HT003 Long Screw (25)
- Rear Snap Screw (25)
- FM5K Strap and Buckle (2 sets)
- Left FM Top Clip (10)

#### REPLACEMENT PARTS KIT:

- Right FM Top Clip (10)
- ACST11 FM 11k Buckle
- Plastic Buckles (15)
- Rear Snap (25)
- HT11K/HT7K/HT5K Front Post (25)



### CCM

## ACCESSORIES HELMET BOX

[ACCKTC]

Art. No. 351 0912

#### REPLACEMENT PARTS KIT:

- Short screws
- Medium screws
- Long screws
- Short posts
- Medium posts

#### REPLACEMENT PARTS KIT:

- Long posts
- Plastic buckle
- Rear snap screw
- Vector rear snaps
- FM580 Top clip
- V10 front post holder

#### REPLACEMENT PARTS KIT:

- Replacement ear sling BLK
- Left J-Clip
- Right J-Clip
- Left FM06 top clip
- Right FM06 top clip



**JOFA**

## 715 LS MULTI-PURPOSE HELMET

Art. No. 251 0100

### SIZES

S: 48,5-52,5 cm, M: 51,5-55,5 cm

FIT	<b>Microdial for a fast and easy size adjustment.</b> Easy to change to a proper size even with winter gloves on. Adjustable in both length and width to ensure perfect fit.
SHELL	<b>High Density Polyethylene.</b>
VENTILATION	<b>Ventilation Holes</b> with contrast colored webbing.
LINER	<b>Multi impact expanded polypropylene (EPP) foam.</b> Great recovery ability ensures protection on numerous occasions. Comfort liner and comfort hat with ear protection.
RELEASE SYSTEM	<b>Certified Green safety buckle.</b>
OTHER	<b>CE approved EN 1080 Impact Protection.</b> Helmet for use by young children while cycling or pursuing other activities in environments which has proven risks of head injuries.



Pink/  
White (17)



Black/  
White (46)



Yellow/  
Blue (59)



White/  
Blue (62)



Blue/  
Red (84)



**JOFA**

## 415 MULTI-PURPOSE HELMET

Art. No. 251 0120

### SIZES

S: 48,5-52,5 cm, M: 51,5-55,5 cm

FIT	<b>Two-piece.</b> adjustable shell with two point adjustment.
SHELL	<b>High Density Polyethylene.</b>
VENTILATION	<b>Ventilation Holes</b>
LINER	<b>Multi impact expanded polypropylene (EPP) foam.</b> Great recovery ability ensures protection on numerous occasions. Comfort pads.
RELEASE SYSTEM	<b>Certified Green safety buckle.</b>
OTHER	<b>CE approved EN 1080 Impact Protection.</b> Helmet for use by young children while cycling or pursuing other activities in environments which has proven risks of head injuries.



Black (14)



White (15)



Pink (17)



Blue (85)











## ULTRA TACKS GLOVES

TACKS GLOVES HAVE AN ADJUSTED FIT THAT HUGS THE HAND WHILE OPENING AT THE CUFF FOR IMPROVED MANOEUVRABILITY. DESIGNED FOR AN IMPROVED CONTROL AND AN ENHANCED PROTECTION, THE CCM TACKS GLOVES COMBINE THE INNOVATIVE D30® SMART FOAM TECHNOLOGY AND AN IMPROVED FIT. ENGINEERED TO REACT TO FLUCTUATING INTENSITIES, THE GROUND-BREAKING SMART FOAM WILL KEEP ITS SOFT CONSISTENCY TO ABSORB LOW IMPACTS WHILE INSTANTLY HARDENING AT HIGHER INTENSITY IMPACTS TO PROTECT AGAINST BIG HITS.



YOUTH



### IMPROVED FIT

New adjusted fit with an open, segmented cuff for better stick handling control.



### PROTECTION

Pro level PE foam and PE inserts with D30® smart foam on fingers and backhand for a lightweight protection that exceeds pro standards.

POWERED BY  
**D30®**  
IMPACT PROTECTION



### REINFORCED PALM

NHL Beige Clarino Nash reinforced palm for a pro feel, quality and high durability.



## ULTRA TACKS GLOVES [HGC500]

### SIZES

		Art. No.
SR	13", 14", 15"	356 7302
JR	11", 12"	356 7301
YT	8", 9"	356 7300

### Art. No.

D30®

Smart foam technology with very high level protection  
Innovative material designed to managed varying intensities of energy.

THUMB

Pro selected polyester  
Lightweight and very durable.

BACKHAND/  
FINGERS

Pro level PE foam and PE insert with D30® smart foam  
Lightweight construction with pro level protection.

THUMB

2-Piece flexible thumb - SR Only  
Increase mobility for a better grip.

PALM

NHL Beige Clarino Nash reinforced palm  
Pro feel and high durability.

CUFF

Open, segmented cuff  
Enhance freedom of movement, flexibility and protection.

### COLORS



BKWH

RDWH

NWWH





NVWH



BKRW



BKWH

## 6052 GLOVES

[HG6052]

SIZES	Art. No.
SR 13", 14", 15"	356 7202
JR 10, 11", 12"	356 7201

CONSTRUCTION	Pro selected polyester Lightweight and very durable.
FINGERS/ BACKHAND	Pro level PE foam and PE insert Lightweight construction with elite level of protection.
THUMB	2-Piece flexible thumb Increase mobility for a better grip.
PALM	Black Clarino Nash with TPU abrasion patch reinforced palm Pro feel and enhanced durability.
CUFF	Open, segmented cuff Enhance freedom of movement, flexibility and protection.

### COLORS



BKWH

RDWH

NVWH

## 4052 GLOVES

[HG4052]

SIZES	Art. No.
SR 13", 14", 15"	356 7102
JR 10", 11", 12"	356 7101

CONSTRUCTION	Pro selected polyester Lightweight and very durable.
FINGERS/ BACKHAND	Pro level PE foam and PE insert on backhand Lightweight construction with high level of protection.
THUMB	2-Piece flexible thumb Increase mobility for a better grip.
PALM	Soft Rima III Nash with reinforcement Great feel and enhanced durability.
CUFF	Open, segmented cuff Enhances freedom of movement, flexibility, and protection.

### COLORS

SR: 13"-15" / JR: 12" ALL COLORS



BKWH

BKRW

NVWH



BKWH

BKRW

NVWH

Available in  
JR 10" - 11"

## 2052 GLOVES

[HG2052]

SIZES	Art. No.
SR 13", 14", 15"	356 7002
JR 10", 11", 12"	356 7001

CONSTRUCTION	Nylon Lightweight and comfortable.
FINGERS/ BACKHAND	Pro level PE foam Lightweight construction with great level of protection.
THUMB	Molded PE extended thumb Increase mobility for a better grip.
PALM	Soft Rima III Nash Great feel and durability.
CUFF	Open, segmented cuff Enhances freedom of movement, flexibility, and protection.

### COLORS

SR: 13"-15" / JR: 10"-12"



BKWH

# GLOVES

## 4R PRO GLOVE

THE NEW GENERATION OF A CLASSIC CONSTRUCTION. BUILT FOR PRO PLAYERS, THE 4R PRO GLOVES FEATURE A STRAIGHT AND TAPERED FIT THROUGH THE FINGERS AND BACKHAND. THE RESULT IS A NEWLY DESIGNED HIGH-PERFORMANCE PRODUCT WITH A CLASSIC LOOK AND NATURAL FEEL.

4R PRO



### PROTECTION

The finger and back hand construction with strategic breaks improves mobility without sacrificing fit, comfort or protection. The open segmented cuff provides protection while allowing for maximum wrist mobility.



### COMFORT PERFORMANCE PALM

The new AX SUEDE palm provides long-term durability with a super soft feel for better grip on the stick.

[ AX Suede ]



### CLASSIC FIT

This redesign of a classic construction features a straight and tapered fit through the fingers and backhand with an open segmented cuff for improved mobility.



N

## 4R PRO GLOVES [HG4PRO]

### SIZES

SR 13", 14", 15"  
JR 11", 12"

### Art. No.

356 4130  
356 4131

CONSTRUCTION	Pro-selected Polyester Maximize fit and comfort.
BACKHAND/ FINGERS	Vented dual density foam with PE inserts High level of protection and lots of air flow to keep from overheating.
THUMB	2-Piece flexible thumb Increases mobility for a better grip on the stick.
PALM	Pro-feel durable AX Suede palm with reinforcement Durable and soft to help improve stick handling.
CUFF	Open, segmented cuff with PE inserts Enhances freedom of movement and protection.

### COLORS

SR: 13"-15" ALL COLORS



### MADE TO ORDER - SR/JR [HG4PCC]





BKEBK

## 4R GLOVES N

[HG4III]

SIZES	Art. No.
SR 13", 14", 15"	356 4100
JR 10", 11", 12"	356 4101
YT 8", 9"	356 4102

CONSTRUCTION	<b>Nylon</b> Lightweight and comfortable with a great instant fit.
FINGERS/ BACKHAND	<b>Single density foam</b> Lightweight construction with a competitive level of protection.
THUMB	<b>Plastic thumb guard</b> Protects the thumb without sacrificing mobility.
PALM	<b>Soft Nash palm</b> Great feel and durability.
CUFF	<b>Open, fixed cuff</b> Enhances freedom of movement and comfort.

### COLORS



BKEBK





# GLOVES

## 30K GLOVES

THE REDESIGNED KFS GLOVES WITH IMPROVED FIT AND MOBILITY. THE ANATOMICAL LOW-PROFILE AND UNIQUE TWO-PIECE GLOVE-IN-GLOVE CONSTRUCTION IS ENGINEERED TO IMPROVE STICK HANDLING. THE NEW SEGMENTED SEAMLESS CUFF PROVIDES COMPLETE FREEDOM OF MOVEMENT FOR QUICK SHOTS AND PRECISION PUCK HANDLING.



### ANATOMICAL FIT

Segmented protection follows the natural movement of the hand. Designed for straight, low-profile fit from fingers to cuff to maximize comfort, flexibility and protection.

### KINECTIC FIT SYSTEM

The interior glove design offers a better fit with integrated backhand padding and an air flow system that reduces moisture for improved comfort.



### GLOVE CONSTRUCTION

Unique two-piece glove construction for enhanced mobility in key zones:

- 1 ANATOMICAL ZONE on the back hand with HD Foam and PE inserts.
- 2 SEAMLESS ZONE at cuff improves mobility.
- 3 FLEX THUMB increases flexibility for a better grip.



## 30K GLOVES [HGC30K]

N

### SIZES

SR 13", 14", 15"

### Art. No.

356 6302

#### KINECTIC FIT SYSTEM

Segmented protection that follows the natural movement of the hand. "Glove in glove" construction. Anatomic fit to maximize comfort, flexibility and protection.

#### MATERIAL

Pro selected polyester and smoothfeel liner  
Maximize fit and mobility.

#### BACKHAND/ FINGERS

HD foam with PE inserts  
High level of protection.

#### THUMB

2-Piece flexible thumb  
Increase mobility for a better grip.

#### PALM

Pro-feel soft AX suede palm with sublimated reinforcement  
Soft feel to help improve stick handling and enhanced durability.

#### CUFF

Segmented seamless cuff with no binding  
Enhances freedom of movement and comfort.

### COLORS





BKBK



Custom color shown



Custom color shown

## 28K GLOVES

### [HGC28K]



SIZES	Art. No.
SR 13", 14", 15"	356 6202

CONSTRUCTION	Pro selected polyester with PU abrasion zones Lightweight and long-term durability.
FINGERS/ BACKHAND	HD foam with PE inserts High level of protection.
THUMB	2-Piece flexible thumb Increase mobility for a better grip.
PALM	Pro-feel soft AX suede palm with reinforcement Durable and soft to help improve stick handling.
CUFF	Segmented seamless cuff with no binding Enhances freedom of movement and comfort.

### COLORS



BKBK NVNV RD RD

## 26K GLOVES

### [HGC26K]



SIZES	Art. No.
SR 13", 14", 15"	356 6102
JR 10", 11", 12"	356 6101

CONSTRUCTION	Polyester Lightweight and comfortable.
FINGERS/ BACKHAND	Single density foam with PE inserts Competitive level of protection.
THUMB	2-Piece flexible thumb Increase mobility for a better grip.
PALM	Soft Nash palm with reinforcement Great feel and high level of durability.
CUFF	Open, segmented cuff Enhance freedom of movement, flexibility and protection.

### COLORS



BKBK NVNV RD RD BKRW NVRW

## 24K GLOVES

### [HGC24K]



SIZES	Art. No.
SR 13", 14", 15"	356 6002
JR 10", 11", 12"	356 6001
YT 8", 9"	356 6000

CONSTRUCTION	Polyester Lightweight and comfortable.
FINGERS/ BACKHAND	Single density foam Recreational level of protection.
THUMB	Plastic thumb guard Protects the thumb with sacrificing mobility.
PALM	Soft Nash palm Great feel and durability.
CUFF	Open, contoured cuff Freedom of movement and comfort.

### COLORS



YT: 8"-9"



BKBK









## ULTRA TACKS PROTECTIVE

DESIGNED FOR STATE-OF-THE-ART PROTECTION, THE CCM ULTRA TACKS FAMILY REDEFINES THE STANDARDS BY ADDING THE INNOVATIVE D3O® FOAM TECHNOLOGY TO ITS LINE. ENGINEERED TO REACT TO FLUCTUATING INTENSITIES, THE GROUND-BREAKING SMART FOAM WILL KEEP ITS SOFT CONSISTENCY TO ABSORB LOW IMPACTS WHILE INSTANT HARDENING AT HIGHER INTENSITY IMPACTS TO PROTECT AGAINST BIG HITS.



### SHOULDER PADS

Dual Core HD foam shoulder caps with D3O® smart foam and adaptable shoulder system.



### SHIN GUARDS

PE cap with D3O® smart foam on the knee joint and new Neo wrap lock strapping system.



### ELBOW PADS

Joint discharge PE cap with D3O® smart foam and new Lycra strap & lock strap.







## ULTRA TACKS SHOULDER PADS

N

[SPULTK]

SIZES	Art. No.
SR S, M, L, XL	358 7300
JR M, L	358 7301
YT S, M, L	358 7302

D3O®	<b>Smart foam technology with very high level protection</b> Innovative material designed to react to varying intensities. Soft consistency absorbs low impacts while instant hardening at high energy protects against big impacts.
CONSTRUCTION	<b>Anatomical fit with adaptable shoulder system</b> Fit will adapt to movement preventing the shoulder pads from lifting upward.
CAPS	<b>Dual Core HD foam shoulder caps reinforced with D3O® rate sensitive foam</b> Lightweight pro level of protection.
BICEPS	<b>Adjustable bicep with removable extension</b> Custom comfort fit and professional level protection.
TORSO	<b>Removable belly &amp; low spine protection</b> Custom comfort fit and professional level protection.
STERNUM	<b>Shaped and molded HD floating sternum</b> Adaptable fit and professional level protection.
CORE	<b>Ventilated molded TACKS foam armor</b> Provides cool comfort and enhance breathability.

### YOUTH



## 6052 SHOULDER PADS

N

[SP6052]

SIZES	Art. No.
SR S, M, L, XL	358 7200

D3O®	<b>Smart foam technology with very high level protection</b> Innovative material designed to react to varying intensities. Soft consistency absorbs low impacts while instant hardening at high energy protects against big impacts.
CONSTRUCTION	<b>Anatomical fit with adaptable shoulder system</b> Fit will adapt to movement preventing the shoulder pads from lifting upward.
CAPS	<b>Molded foam covered PE caps reinforced with D3O® smart foam</b> Lightweight and high level of protection.
TORSO	<b>Removable belly protection</b> Custom comfort fit and high level of protection.
STERNUM	<b>Molded floating sternum with PE</b> Adaptable fit and elite level protection.
LINER	<b>Ventilated molded foam armor</b> Provides cool comfort and enhance breathability.





## 4052 SHOULDER PADS

[SP4052]

### SIZES

SR S, M, L, XL  
JR S, M, L

### Art. No.

358 7100  
358 7101

#### CONSTRUCTION

Combined front & back base with floating sternum & spine  
Outstanding level of protection.

#### CAPS

Molded foam covered PE  
Excellent protection.

#### TORSO

Removable belly protection  
Custom comfort fit and high level of protection.

#### LINER

Ventilated molded foam armor  
Provides cool comfort and enhance breathability.

## 1052 SHOULDER PADS

[SP1052]

### SIZES

SR S, M, L, XL  
JR S, M, L  
TACKS YT S, M, L

### Art. No.

358 7000  
358 7001  
358 7002

#### CONSTRUCTION

Combined front & back base with floating sternum  
Outstanding level of protection.

#### CAPS

PE shoulder caps  
Excellent protection

### YOUTH







## ULTRA TACKS ELBOW PADS

[EPULTK]

N

### SIZES

		Art. No.
SR	S, M, L, XL	358 7320
JR	M, L	358 7321
YT	S, M, L	358 7322

D3O®

**Smart foam technology with very high level protection**  
Innovative material designed to react to varying intensities.  
Soft consistency absorbs low impacts while instant hardening  
at high energy protects against big impacts.

CAPS

**Joint discharge PE cap reinforced with D3O® smart foam**  
Lightweight pro level protection disperses the force of impact away from elbow joint.

BICEP

**Molded foam armor bicep with extended coverage**  
Professional level of protection.

ATTACHMENT

**New Lycra strap and lock strap with slot system**  
Enhanced comfort and fully customizable fit.

YOUTH



## 6052 ELBOW PADS

[EP6052]

N

### SIZES

		Art. No.
SR	S, M, L, XL	358 7220

D3O®

**Smart foam technology with very high level protection**  
Innovative material designed to react to varying intensities.  
Soft consistency absorbs low impacts while instant hardening  
at high energy protects against big impacts.

CAPS

**Joint discharge PE cap with D3O® smart foam**  
Lightweight pro level of protection dispersing the force of impact away from elbow joint.

BICEP

**Molded floating foam armor bicep**  
High level of protection.

ATTACHMENT

**New reinforced Lycra and lock straps**  
Enhanced comfort and fully customizable fit.





## 4052 ELBOW PADS

[EP4052]

N

SIZES		Art. No.
SR	S, M, L, XL	358 7120
JR	S, M, L	358 7121

CAP

### Joint discharge PE cap

Disperses the force of impact away from elbow joint.

BICEP

### Molded floating foam armor bicep

High level of protection.

ATTACHMENT

### New reinforced Lycra and lock straps

Enhanced comfort and fully customizable fit.



## 1052 ELBOW PADS

[EP1052]

N

SIZES		Art. No.
SR	S, M, L, XL	358 7020
JR	S, M, L	358 7021
TACKS YT	M, L	358 7022

CAP

### Joint discharge PE cap

Disperses the force of impact away from elbow joint.

BICEP

### Extended floating bicep

Comfortable and recreational level of protection.

ATTACHMENT

### Overlap lock strap

Firm and comfortable fit.

YOUTH





## ULTRA TACKS SHIN GUARDS

N

[SGULTK]

### SIZES

		Art. No.
SR	14", 15", 16", 17", 18"	358 7340
JR	12", 13"	358 7341
YT	8", 9", 10"	358 7342

D30®

**Smart foam technology with very high level protection**  
Innovative material designed to react to varying intensities.  
Soft consistency absorbs low impacts while instant hardening  
at high energy protects against big impacts.

CALF

**Dual molded anatomical exposed HD foam**  
Extended protection with customizable fit.

KNEE CAPS

**PE cap with reinforced D30® smart foam**  
Lightweight pro level protection disperses the force of impact  
away from the joint.

THIGH

**Removable molded foam thigh guard**  
Customizable professional level protection.

ATTACHMENT

**New neoprene reinforced wrapping lock strap**  
Comfortable and easily adjustable.

LINER

**Anatomical removable liner with segmented  
shin padding and knee cut-out.**  
Custom fit and easy maintenance.

SHIN  
CONTOURING

**Molded foam armor base liner**  
Maximum strength and support.

YOUTH



## 6052 SHIN GUARDS [SG6052]

N

### SIZES

		Art. No.
SR	14", 15", 16", 17"	358 7240

D30®

**Smart foam technology with very high level protection**  
Innovative material designed to react to varying intensities.  
Soft consistency absorbs low impacts while instant hardening  
at high energy protects against big impacts.

CALF

**Molded PE insert anatomical wrap**  
Extended protection with customizable fit.

KNEE CAPS

**PE cap with reinforced D30® smart foam**  
Lightweight pro level of protection dispersing the force of impact  
away from knee joint.

ATTACHMENT

**New reinforced wrapping lock strap**  
Comfortable and easily adjustable.

LINER

**Anatomical removable liner with segmented  
shin padding and knee cut-out.**  
Custom fit and easy maintenance.



## 4052 SHIN GUARDS

[SG4052]

N

SIZES		Art. No.
SR	14", 15", 16"	358 7140
JR	11", 12", 13"	358 7141

KNEE CAP

### Molded PE cap

High level of protection disperses the force of impact away from joint.

CALF

### Segmented foam calf

High level of protection and fit.

ATTACHMENT

### New wrap lock and calf strapping system

Comfortable and easily adjustable.

LINER

### Anatomical removable liner with segmented shin padding and knee cut-out

Custom fit and easy maintenance.



## 1052 SHIN GUARDS

[SG1052]

N

SIZES		Art. No.
SR	14", 15", 16"	358 7140
JR	11", 12", 13"	358 7041
TACKS YT	8", 9", 10"	358 7042

KNEE CAP

### PE cap

High level of protection dispersing the force of impact away from knee joint.

CALF

### Extended foam calf

Great protection and fit.

ATTACHMENT

### New wrap lock and calf strapping system

Comfortable and easily adjustable.

LINER

### Anatomical removable liner

Custom fit and easy maintenance.

YOUTH





## RBZ PROTECTIVE

BUILD OFF THE HIGHLY SUCCESSFUL CCM CRAZY LIGHT PROTECTIVE LINE, THE NEW RBZ LINE TAKES PERFORMANCE TO A NEW LEVEL. WORKING WITH OUR LARGE STABLE NHL PLAYERS, THERE WAS A RELENTLESS PURSUIT OF MAXIMIZING PERFORMANCE AND RANGE OF MOTION. EXCITING NEW CONSTRUCTIONS SUCH AS OUR FULL FOAM ELBOW CAP MAKE THE NEW RBZ PROTECTIVE FREAKISHLY LIGHT.

### SHOULDER PAD

Integrated High Density sternum protection Pro level protection with improved range of motion.



### SHIN GUARD

Water resistant Crazy Light U Foam Prevents water absorption, keeps pads light all game.

[Crazy Light U foam]



### ELBOW PAD

Crazy light U Foam pro level protection.





## RBZ SHOULDER PADS

[SPRBZ]

SIZES	Art. No.
SR S, M, L, XL	358 6200
JR M, L	358 6201

CAPS	<b>Crazy light U Foam</b> Lightweight pro level construction.
CLAVICLE	<b>Additional High Density foam clavicle coverage</b> Pro level protection in key impact area.
CHEST	<b>Integrated High Density sternum protection</b> Pro level protection with improved range of motion.
BACK	<b>Integrated High Density spine protection</b> Pro level protection with improved range of motion.
BICEPS	<b>Adjustable High Density foam protection</b> Customizable pro level protection.
LINER	<b>Water resistant Crazy Light U Foam</b> Prevents water absorption, keeps pads light all game.

### JUNIOR



## RBZ 150 SHOULDER PADS

[SPR150]

SIZES	Art. No.
SR S, M, L, XL	358 6100

CAPS	<b>Crazy light U Foam</b> Lightweight pro level construction.
CLAVICLE	<b>Additional molded PE reinforced clavicle coverage</b> Elite level protection in key impact area.
CHEST	<b>Integrated PE sternum protection</b> Elite level protection with improved range of motion.
BACK	<b>Integrated PE spine protection</b> Elite level protection with improved range of motion.
BICEPS	<b>Adjustable molded protection with PE reinforcement</b> Customizable elite level protection.



## RBZ 130 SHOULDER PADS

[SPR130]

### SIZES

SR S, M, L, XL  
JR S, M, L

### Art. No.

358 6000  
358 6001

#### CAPS

**Low profile cap with exposed foam covering**  
Lightweight elite level protection.

#### CLAVICLE

**Additional molded PE reinforced clavicle coverage**  
Elite level protection in key impact area.

#### CHEST

**Integrated PE sternum protection**  
Elite level protection with improved range of motion.

#### BACK

**Segmented spinal protection with PE reinforcements**  
Impact protection with improved range of motion.

#### BICEPS

**Adjustable molded protection with PE reinforcement**  
Customizable elite level protection.

## RBZ 110 SHOULDER PADS

[SPR110]

### SIZES

SR S, M, L, XL  
JR S, M, L

### Art. No.

358 5900  
358 5901

#### CAPS

**Low profile cap with exposed foam covering**  
Lightweight elite level protection.

#### CLAVICLE

**Additional PE inserts**  
Improved protection in key impact area.

#### CHEST

**Floating PE sternum protection**  
Elite level protection without inhibiting mobility.

#### BACK

**Segmented spinal protection with PE reinforcements**  
Impact protection with improved range of motion.

#### BICEPS

**Molded bicep with PE insert**  
Low profile elite level protection.





## RBZ 90 SHOULDER PADS

[SPR90]

SIZES	Art. No.
SR S, M, L	358 5800
JR S, M, L	358 5801
YT S, M, L	358 5802

CAPS

**Low profile cap with molded PE**  
Lightweight impact protection.

CLAVICLE

**Additional PE inserts**  
Improved protection in key impact area.

CHEST

**PE reinforced sternum protection**  
Low profile impact protection.

BACK

**Segmented spinal protection with PE reinforcements**  
Impact protection with improved range of motion.

BICEPS

**Molded bicep with PE insert**  
Low profile elite level protection.

YOUTH



## 1899 SHOULDER PADS

[SP1899]

SIZES	Art. No.
SR M/L, L/XL	358 5100

CAPS

**Low profile molded cap with soft covering**  
Full range of motion and impact protection.

CHEST

**Lace up adjustment**  
Low profile fit, full fit customization.

BACK

**Lace up with pull-down strap**  
Secures the fit and protection.

BICEPS

**Extended soft foam coverage**  
Impact protection.



## WOMEN'S SHOULDER PADS [SP09W]

### SIZES

SR XS, S, M, L

### Art. No.

358 5503

#### CAPS

**Low profile molded cap**  
Lightweight elite level protection and mobility.

#### CLAVICLE

**Molded reinforced protection**  
Improved protection in key impact area.

#### CHEST / BODY

**Women's specific molded design**  
Tailored women's protection.

#### BACK

**Segmented spinal protection with PE reinforcements**  
Impact protection with improved range of motion.

#### BICEPS

**Molded bicep with stretch mesh**  
Low profile elite level protection without hindering mobility.

## CCM U+ ENTRY KIT [SPR90]

### SIZES

YT S, M, L

### Art. No.

358 5050

#### KIT UNCLUDES

Shoulder pads, elbow pads, gloves, pants, shinguards and one equipment bag.











## RBZ ELBOW PADS [EPRBZ]

### SIZES

SR S, M, L  
JR M, L

### Art. No.

358 6220  
358 6221

CONSTRUCTION	<b>3-Piece design</b> Full range of motion, complete impact protection.
CAPS	<b>Crazy light U Foam (SR only)</b> Lightweight pro level protection.
ELBOW BED	<b>Floating neoprene with comfort grip</b> Landing zone to secure the fit of the elbow.
FOREARM	<b>Lightweight High Density foam protection</b> Low profile pro level protection.
BICEP	<b>Crazy light U Foam</b> Lightweight pro level protection.
LINER	<b>Water resistant Crazy Light U Foam</b> Prevents water absorption, keeps pads light all game.
ATTACHMENT	<b>3 strap system (Neoprene, Elastic, Lock)</b> Fully customizable fit.

## RBZ 150 ELBOW PADS [EPR150]

### SIZES

SR S, M, L

### Art. No.

358 6120

CONSTRUCTION	<b>3-Piece design</b> Full range of motion, complete impact protection.
CAPS	<b>Lightweight molded PE</b> Deep secure fit for impact protection.
ELBOW BED	<b>Floating with comfort grip</b> Landing zone to secure the fit of the elbow.
FOREARM	<b>Lightweight molded PE protection</b> Low profile elite level protection.
BICEP	<b>Molded bicep with lightweight exposed foam covering</b> Lightweight elite level protection.
ATTACHMENT	<b>3 strap system (Elastic, Lock)</b> Fully customizable fit.

### JUNIOR





## RBZ 130 ELBOW PADS

[EPR130]

### SIZES

SR S, M, L

JR S, M, L

### Art. No.

358 6020

358 6021

CAP	<b>Lightweight molded PE</b> Deep secure fit for impact protection.
ELBOW BED	<b>Segmented floating comfort base</b> Landing zone to secure the fit of the elbow.
FOREARM	<b>Lightweight molded PE protection</b> Low profile slash protection.
BICEP	<b>Floating bicep with exposed foam and PE inserts</b> Lightweight impact protection.
ATTACHMENT	<b>3 strap system</b> Fully customizable fit.



## RBZ 110 ELBOW PADS

[EPR110]

### SIZES

SR S, M, L

JR S, M, L

### Art. No.

358 5920

358 5921

CAP	<b>Lightweight molded PE</b> Deep secure fit for impact protection.
ELBOW BED	<b>Comfort foam base</b> Landing zone to secure the fit of the elbow.
FOREARM	<b>Molded foam with PE inserts</b> Low profile slash protection.
BICEP	<b>Floating bicep with PE inserts</b> Low profile impact protection.
ATTACHMENT	<b>Dual strap system</b> Convenient and customizable fit.



## RBZ 90 ELBOW PADS

[EPR90]

### SIZES

SR S, M, L

JR S, M, L

YT S, M, L

### Art. No.

358 5820

358 5821

358 5822

CAP	<b>Lightweight molded PE</b> Deep secure fit for impact protection.
FOREARM	<b>Lightweight foam with PE inserts</b> Low profile slash protection.
BICEP	<b>Lightweight foam coverage</b> Low profile impact protection.
ATTACHMENT	<b>Dual strap system</b> Convenient and customizable fit.

YOUTH



## RBZ SHIN GUARDS [SGRBZ]

### SIZES

SR	14", 15", 16", 17"
JR	12", 13"

### Art. No.

358 6240
358 6241

KNEE CAP	<b>Vented puck deflection design</b> Helps avoid direct impacts, air circulation to keep the player comfortable.
SHIN CAP	<b>Anatomical shell with ventilation</b> Maximum strength and support combined with air circulation.
LINER	<b>Lightweight removable liner with neoprene locks zones</b> Secures the leg and knee in the proper position, washable.
CALF PROTECTION	<b>Crazy Light U Foam molded calf wrap</b> Pro level protection, Prevents water absorption, keeps pads light all game.
STRAPPING SYSTEM	<b>Cross strapping system with Lycra straps</b> Customization ensures a secure fit.
THIGH GUARD	<b>Crazy Light U Foam segmented construction</b> Additional coverage without inhibiting mobility.

## RBZ 150 SHIN GUARDS [SGR150]

### SIZES

SR	14", 15", 16", 17"
----	--------------------

### Art. No.

358 6140
----------

KNEE CAP	<b>Vented puck deflection design</b> Helps avoid direct impacts, air circulation to keep the player comfortable.
SHIN CAP	<b>Anatomical shell with ventilation</b> Maximum strength and support combined with air circulation.
LINER	<b>Lightweight removable comfort liner</b> Secures the leg and knee in the proper position, washable.
CALF PROTECTION	<b>Lightweight molded exposed foam calf wrap</b> Elite level protection, Prevents water absorption, keeps pads light all game.
STRAPPING SYSTEM	<b>Cross strapping system</b> Customization ensures a secure fit.
THIGH GUARD	<b>Lightweight exposed foam with segmented construction</b> Additional coverage without inhibiting mobility.

### JUNIOR







## RBZ 130 SHIN GUARDS

[SGR130]

### SIZES

SR	14", 15", 16", 17"
JR	11", 12", 13"

### Art. No.

358 6040
358 6041

#### KNEE CAP

#### Vented puck deflection design

Helps avoid direct impacts, air circulation to keep the player comfortable.

#### SHIN CAP

#### Anatomical shell with ventilation

Maximum strength and support combined with air circulation.

#### LINER

#### Lightweight removable comfort liner

Secures the leg and knee in the proper position, washable.

#### CALF PROTECTION

#### Lightweight reinforced foam calf wrap

Wrap around impact protection.

#### STRAPPING SYSTEM

#### Cross strapping system

Customization ensures a secure fit.

#### THIGH GUARD

#### Lightweight foam segmented construction

Additional coverage without inhibiting mobility.



## RBZ 110 SHIN GUARDS

[SGR110]

### SIZES

SR	14", 15", 16"
JR	11", 12", 13"

### Art. No.

358 5940
358 5941

#### KNEE CAP

#### Vented puck deflection design

Helps avoid direct impacts, air circulation to keep the player comfortable.

#### SHIN CAP

#### Anatomical shell with ventilation

Maximum strength and support combined with air circulation.

#### LINER

#### Lightweight removable full liner

Secures the leg and knee in the proper position, washable.

#### CALF PROTECTION

#### Segmented wrap around protection

Impact protection in key slash zone.

#### STRAPPING SYSTEM

#### Cross strapping system

Customization ensures a secure fit.



## RBZ 90 SHIN GUARDS

[SGR90]

### SIZES

SR	14", 15", 16"
JR	11", 12", 13"
YT	8", 9", 10"

### Art. No.

358 5840
358 5841
358 5842

#### KNEE CAP

#### Puck deflection design

Helps avoid direct impacts.

#### SHIN CAP

#### Anatomical shell construction

Maximum strength and support.

#### KNEE BED

#### Fixed knee comfort insert

Additional comfort in knee area.

#### CALF PROTECTION

#### Wrap around foam protection

Impact protection in key slash zone.

#### STRAPPING SYSTEM

#### Traditional dual strap construction

Customization ensures a secure fit.







# PANTS

## TACKS PANTS

DESIGNED TO BE HIGHLY PROTECTIVE AND CUSTOMIZABLE EXPERIENCE, THE CCM TACKS PANTS COMBINE THE INNOVATIVE D3O® SMART FOAM TECHNOLOGY WITH A LENGTH ADJUSTMENT FEATURE. ENGINEERED TO REACT TO FLUCTUATING INTENSITIES, THE GROUND-BREAKING SMART FOAM WILL KEEP ITS SOFT CONSISTENCY TO ABSORB LOW IMPACTS WHILE INSTANTLY HARDENING AT HIGHER INTENSITY IMPACTS TO PROTECT AGAINST BIG HITS. THE SHAPE OF THE TACKS PANTS WAS BUILD OFF OF OUR BEST SELLING FIT.



BLACK

### HIP

PE cap with D3O® smart foam on hip joint.

POWERED BY  
**D3O®**  
IMPACT PROTECTION



### BACK PROTECTION

HD floating spine protector for maximum impact protection in lower back



### ADJUSTMENT

+ 1" customizable length for growing players.



### YOUTH



## ULTRA TACKS PANTS

[HPULTK]

### SIZES

SR	S, M, L, XL	352 5300
JR	M, L	352 5301
YT	S, M, L	352 5302

### Art. No.

**CONSTRUCTION** Nylon abrasion panels  
Reduce weight and optimize durability.

**ADJUSTMENT** Padded internal belt system with hidden length adjusting zipper  
Custom fit with 1" length extension.

**HIP** PE cap reinforced with D3O® smart foam  
Pro level of protection disperses the force of impact away from joint.

**GROIN** Integrated into shell construction  
Enhance mobility to promote performance.

**KIDNEY** Molded PE protection  
Maximum impact protection.

**BACK PROTECTION** HD floating spine protector  
Maximum impact protection in lower back

**Smart foam technology with very high level protection**

D3O® Innovative material designed to react to varying intensities. Soft consistency absorbs low impacts while instant hardening at high energy protects against big impacts.

### COLORS



BLACK



NAVY



RED





BLACK



BLACK

## 6052 PANTS [HP6052]



SIZES	Art. No.
SR S, M, L, XL	352 5200
JR S, M, L, XL	352 5201

CONSTRUCTION	<b>Nylon abrasion panels</b> Reduce weight and optimize durability.
HIP	<b>PE cap on hip joint</b> High level of protection disperses the force of impact away from joint.
KIDNEY	<b>Molded PE protection</b> Maximum impact protection.
BACK PROTECTION	<b>HD floating spine protector</b> Maximum impact protection in lower back.
ADJUSTMENT	<b>Padded internal belt system with hidden length adjusting zipper</b> Custom fit with 1" length extension.

### COLOR



BLACK



NAVY



RED

## 4052 PANTS [HP4052]



SIZES	Art. No.
SR S, M, L, XL	352 5100
JR S, M, L, XL	352 5101

CONSTRUCTION	<b>Nylon abrasion panels</b> Reduce weight and optimize durability.
HIP	<b>PE cap on hip joint</b> High level of protection dispersing the force of impact away from hip joint.
KIDNEY	<b>Molded PE protection</b> Maximum impact protection.
BACK PROTECTION	<b>Floating spine protector</b> High level impact protection in lower back.
ADJUSTMENT	<b>External belt system with hidden length adjusting zipper</b> Custom fit with 1" length extension.

### COLOR



BLACK



NAVY



RED



BLACK

## 1052 PANTS N

[HP1052]

SIZES		Art. No.
SR	S, M, L, XL, XXL	352 5000
JR	S, M, L, XL	352 5001
TACKS YT	S, M, L	352 5002

CONSTRUCTION **Nylon material**  
Streaming fit and comfort.

HIP **PE cap on hip joint**  
High level of protection dispersing the force of impact away from hip joint.

FRONT PROTECTION **Molded PE kidney protection**  
Maximum impact protection.

BACK PROTECTION **Floating spine protector**  
High level impact protection in lower back.

### COLORS



BLACK







# PANTS

## RBZ PANTS

FOCUSING ON BOTH THE FEEDBACK OF OUR LARGE STABLE OF NHL ENDORSEES AND PLAYERS OF ALL AGES, THE RBZ PANT LINE TAKES THE HIGHLY INNOVATIVE CRAZY LIGHT PANT LINE TO A NEW LEVEL. OUR PRO TRADITIONAL FIT HAS BEEN CAREFULLY EXAMINED TO IMPROVE MOBILITY AND PERFORMANCE WHILE INCLUDING A NEW +1" LENGTH ADJUSTMENT HAS BEEN ADDED TO FURTHER CUSTOMIZE THE FIT.



BLACK


### FIT ADJUSTMENT

+1" customization on length options for growing players



### THIGH GUARD

Crazy Light U Foam  
Lightweight pro level protection



### BACK PROTECTION

Segmented High Density foam protection  
Pro level protection that moves with the player



## RBZ VELCRO PANTS

[HPRBZ2UP]

### SIZES

SR S, M, L, XL  
JR \* L, XL

### Art. No.

352 4530  
352 4535

\* NO VELCRO AVAILABLE

#### THIGH GUARD

Crazy Light U Foam  
Lightweight pro level protection.

#### HIP / KIDNEY

Crazy Light U Foam  
Lightweight pro level impact protection.

#### BACK PROTECTION

Segmented High Density foam protection  
Pro level protection that moves with the player.

#### FIT ADJUSTMENT

+1" customization on length  
Length options for growing players.

#### CONSTRUCTION

Lightweight and durable exterior,  
stretch mesh, zipper  
Mobility, air circulation and lightweight performance.

#### ATTACHMENT

Hockey Lace and Belt System  
Complete fit customization.

### SR COLORS



BLACK NAVY RED

### JR COLORS



RED NAVY BLACK

### YT COLOR



JUNIOR



BLACK



BLACK

## RBZ 130 PANTS [HPR130]

SIZES	Art. No.
SR S, M, L, XL	352 4520
JR S, M, L, XL	352 4521

THIGH GUARD	Molded PE with foam reinforcements Elite level shot and impact protection.
HIP / KIDNEY	Molded PE with foam reinforcements Elite level impact protection.
BACK PROTECTION	Compressed foam with PE inserts Elite level protection that moves with the player.
FIT ADJUSTMENT	+1" customization on length Length options for growing players.
CONSTRUCTION	Lightweight and durable exterior, stretch mesh, zipper Mobility, air circulation and lightweight performance.
ATTACHMENT	Hockey Lace and Belt System Complete fit customization.

### COLORS



BLACK



NAVY



RED

## RBZ 110 PANTS [HPR110]

SIZES	Art. No.
SR S, M, L, XL, XXL	352 4510
JR S, M, L, XL	352 4511

THIGH GUARD	Molded PE with foam reinforcements Elite level shot and impact protection.
HIP / KIDNEY	Molded PE with foam reinforcements Elite level impact protection.
BACK PROTECTION	Extended coverage with PE inserts Fills the gap between the pants and shoulder pads.
CONSTRUCTION	Lightweight nylon, stretch mesh, zipper Mobility and ease in getting them on/off.
ATTACHMENT	Lace and Belt System Complete fit customization.

### COLORS



BLACK



NAVY



RED



BLACK

## RBZ 90 PANTS [HPR90]

### SIZES

		Art. No.
SR	S, M, L, XL	352 4500
JR	S, M, L, XL	352 4501
YT	S, M, L	352 4502

#### THIGH GUARD

**Molded PE with foam reinforcements**  
Elite level shot and impact protection.

#### HIP / KIDNEY

**Molded PE with foam reinforcements**  
Elite level impact protection.

#### BACK PROTECTION

**Extended coverage with PE inserts**  
Fills the gap between the pants and shoulder pads.

#### CONSTRUCTION

**Lightweight nylon, stretch mesh, zipper**  
Mobility and ease in getting them on/off.

#### ATTACHMENT

**Lace and Belt System**  
Complete fit customization.

### COLOR



BLACK

### YOUTH







BLACK



CCM

## RBZ YOUTH PANTS [HPRBZ]

### SIZES

YT S, M, L

### Art. No.

352 4512

THIGH GUARD	<b>Molded PE with foam reinforcements</b> Youth specific impact protection.
HIP / KIDNEY	<b>Molded PE with foam reinforcements</b> Youth specific impact protection.
BACK PROTECTION	<b>Extended coverage</b> Fills the gap between the pants and shoulder pads.
CONSTRUCTION	<b>Lightweight nylon, stretch mesh, zipper</b> Mobility and ease in getting them on/off.
ATTACHMENT	<b>Lace and Belt System</b> Complete fit customization.

### COLOR



BLACK

## PP10 SHELL [PP10]

### SIZES

SR XS, S, M, L, XL

### Art. No.

352 4451

JR XS, S, M, L, XL

352 4450

CLOSURE	<b>Convenient stretch opening</b> Easily fits any hockey pants.
EXTERIOR	<b>Pro proven nylon and ventilation in upper thigh and tailbone</b> Durability and air circulation to keep you cool.
CONSTRUCTION	<b>Elastic stretch zones in the crotch and inseam</b> Improves fit and ensures mobility.

### COLORS



BLACK



NAVY



RED



GREEN



ROYAL

# D3O® INNOVATIVE TECHNOLOGY

## SHOCK ABSORPTION AND PROTECTION



D3O® WAS INTEGRATED INTO THE SHOULDER CAP TO REINFORCE THE DUAL CORE MOLDED HD FOAM CAP. THE BETTER THE PROTECTION, THE BETTER WE CAN PROTECT BOTH THE PLAYER DISHING OUT A HIT AND THE PLAYER RECEIVING A HIT. THE ELBOW, SHIN AND HIP CAPS FEATURE A MOLDED PE SHELL REINFORCED WITH D3O® THAT ALLOW CCM TO ACHIEVE IMPROVED IMPACT ABSORPTION PROPERTIES IN LAB TESTING. THE NEW ULTRA TACKS GLOVES COMBINES D3O® WITH HD FOAM AND PE INSERTS TO PROVIDE NHL READY PROTECTION.

### SHOULDER PADS

Dual Core HD foam shoulder caps with D3O® smart foam and adaptable shoulder system.



### SHIN GUARDS

PE cap with D3O® smart foam on the knee joint and new Neo wrap lock strapping system.



### ELBOW PADS

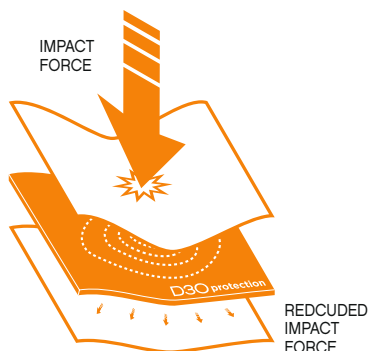
Joint discharge PE cap with D3O® smart foam and new Lycra strap & lock strap.




## WHAT IS D3O®?

D3O® is a patented technology used to make a soft and flexible material with high shock absorbing properties, known as a smart material. D3O® has a unique molecular structure; in standard conditions, the molecules flow freely allowing the material to remain soft and flexible, but on impact, they lock together to absorb and dissipate the impact energy and reduce the transmitted force. The molecules instantly return to their flexible state. D3O® is strain-rate sensitive, which means the stronger the impact, the more the molecules react, providing great protection.

### SHOCK ABSORPTION



### ENERGY RETURN



### PANTS

PE cap with D3O® smart foam on hip joint.



### GLOVES

Pro level PE foam and PE inserts with D3O® smart foam on fingers and backhand for a lightweight protection that exceeds pro standards.













Black (14)

## HD SUIT

**SIZES** SR: XS - XXL Art. No. 359 7114  
JR: 120-160 Art. No. 359 7113

BODY	Raglan articulated sleeves, YKK zippers, contrast trim, elastic cuffs, reflective taping, high density padding, 1000mm water resistance, tonal print details on sleeves.
INSIDE	ID label, mesh lining with Nylon taffeta
INSULATION	Thermolite® high density insulation, Provide warmth and comfort without weight.
LOGO	CCM heat transfer
CONTENT	100% Polyester – 100g



Navy (04)

Red (13)

Black (14)



Black (14)

## LOCKER SUIT

**SIZES** SR: XS - XXL Art. No. 359 7110  
JR: 120-160 Art. No. 359 7109

BODY	Raglan sleeves, contrast trim, elastic cuffs, elastic pant waistband, platinum neck line collar, tonal print details on sleeves, Matches Zip Hood.
INSIDE	Brushed polyester fleece Comfortable cotton feel
LOGO	CCM heat transfer

**CONTENT** 100% Polyester – 260g  
Washable at 40° C.



Navy (04)

Red (13)

Black (14)



Black (14)

## SKATE SUIT

**SIZES** SR: XS - XXL Art. No. 359 7118  
JR: 120-160 Art. No. 359 7117

BODY	Straight set in articulated sleeves, YKK zippers, contrast trim, chest pocket, elastic cuffs, back ventilation, bottom leg zipper, tonal print details on sleeves, reflective taping, engineered to fit shin pads
INSIDE	ID label, mesh lining with Nylon taffeta
LOGO	CCM heat transfer

**CONTENT** 100% Polyester – 80g



Navy (04)

Red (13)

Black (14)



Black (14)

## LIGHT JACKET

**SIZES** SR: XS - XXL Art. No. 359 7119

BODY	Straight set in sleeves, YKK zippers, fix flap pocket, contrast trim, rib knit collar and cuffs, anti-static treatment, inside functional pocket, ID label
INSULATION	Fellex insulation
LOGO	CCM embroidery

**CONTENT** 100% Polyester - 130g





Black (14)

## WINTER JACKET

**SIZES** SR: XS - XXL Art. No. 359 7120  
JR: 120-160 Art. No. 359 7121

**BODY** Raglan sleeves, YKK zippers, button storm flap, fix flap pocket, 3,000 mm water resistance, zipped chest pocket, Velcro<sup>®</sup> tab closure at cuffs, inside functional pocket, ID label

**INSULATION** Fellex insulation

**LOGO** CCM tonal embroidery

**CONTENT** 100% Nylon - 190g



Black (14)

## WINTER PARKA

**SIZES** SR: XS - XXL Art. No. 359 7122

**BODY** Straight set in sleeves, YKK zippers, fixed adjustable hood, button and Velcro<sup>®</sup> storm flap, external pockets, 2000 mm water resistance, inside functional pocket, ID label

**INSULATION** Fellex insulation

**LOGO** CCM tonal embroidery

**CONTENT** 100% Nylon - 170g



Black (14)

## HOCKEY LACE HOODY

**SIZES** SR: S, M, L, XL, XXL Art. No. 359 7104  
JR: S, M, L, XL Art. No. 359 7103

**BODY** Kangaroo style pocket, lined hood with skate lace

**LOGO** Strategically positioned CCM embroidery  
Provides ultimate embellishment zone.

**CONTENT** 50% Polyester / 50% Cotton - 305g - Rib 280g Ultimate comfort.



Black (14)



Red (13)

## ZIP HOOD

**SIZES** SR: XS - XXL Art. No. 359 7106  
JR: 120-160 Art. No. 359 7105

**BODY** Raglan sleeves, scuba neck hood, YKK zippers, contrast trim, chest zipped pocket, kangaroo style pockets, tonal print details on sleeves. Matches Locker Suit

**INSIDE** Brushed polyester fleece  
Comfortable cotton feel.

**LOGO** CCM heat transfer

**CONTENT** 100% Polyester - 260g



Navy (04)



Red (13)



Black (14)





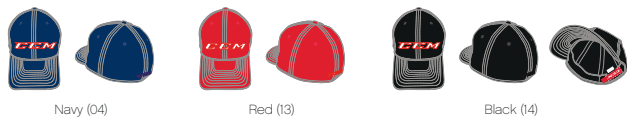
Black (14)

## TEAM CAP

**SIZES** SR: S/M, L/XL Art. No. 359 0089

**LOGO** CCM 3D embroidery on front, flat embroidery on back

**CONTENT** 84% Nylon / 14% Cotton / 2% Polyurethane



Navy (04)

Red (13)

Black (14)



Red (13)

## FLAT BRIM CAP

**SIZES** SR: S/M, L/XL Art. No. 359 7291

**LOGO** CCM 3D embroidery on front, flat embroidery on back

**CONTENT** 80% Acrylic / 20% Wool



Black (14)

## CUFFED POM KNIT

**SIZES** SR: OSFA Art. No. 359 7191

**BODY** Cuffed knit with fleece lining and jacquard stripes

**LOGO** Raised embroidered CCM logo on the front

**CONTENT** 100% Acrylic

**OTHER** Box of 6 units (same size/color)



Black (14)

## TEAM TOQUE

**SIZES** SR: OSFA Art. No. 359 7292

**LOGO** Jacquard CCM

**CONTENT** 100% Acrylic



Royal (03)

## CLASSIC FLAT VISOR SNAPBACK CAP

N

**SIZES** SR: OSFA Art. No. 359 7190 \*Booking only

**BODY** Multi color cap with contrast stitching; Snap back closure

**LOGO** Raised embroidered classic CCM logo on the front

**CONTENT** 80% Acrylic / 20% Wool

**OTHER** Box of 6 units (same size/color)



Red 13

Royal (03)

Black (14)



Royal (03)

## CLASSIC POM KNIT

N

**SIZES** SR: OSFA Art. No. 359 7193 \*Booking only

**BODY** Striped cuff knit with pom

**LOGO** CCM embroidered logo and jacquard "Hockey" wording

**CONTENT** 100% Acrylic

**OTHER** Box of 6 units (same size/color)



Black (14)

Royal (03)

Grey-Graphite 21



N

## PERFORMANCE LOOSE FIT TIGHTS

**SIZES** SR: XS - XXL Art. No. 359 7144 \*Booking only

BODY

Compression fit base layer, contrast flat lock seams, Tactical Dry moisture management treatment, Tactical Resistant anti-odor treatment. Promote circulation, reduces fatigue.

VENTILATION

**Mesh inserts**  
Provide cool and comfort.

LOGO

CCM Screen print

CONTENT

87% Polyester / 13% Spandex - 175g  
(Mesh inserts: 87% Polyester / 13% Spandex - 210g)



Grey-Graphite 21



N

## PERFORMANCE LOOSE FIT SHORTS

**SIZES** SR: XS - XXL Art. No. 359 7143 \*Booking only

BODY

Compression fit base layer, contrast flat lock seams, Tactical Dry moisture management treatment, Tactical Resistant anti-odor treatment. Promote circulation, reduces fatigue.

VENTILATION

**Mesh inserts**  
Provide cool and comfort.

LOGO

CCM Screen print

CONTENT

87% Polyester / 13% Spandex - 175g  
(Mesh inserts: 87% Polyester / 13% Spandex - 210g)



Grey-Graphite 21



N

## PERFORMANCE LOOSE FIT L/S TOP

**SIZES** SR: XS - XXL Art. No. 359 7142 \*Booking only

BODY

Compression fit base layer, contrast flat lock seams, Tactical Dry moisture management treatment, Tactical Resistant anti-odor treatment. Promote circulation, reduces fatigue.

VENTILATION

**Mesh inserts**  
Provide cool and comfort.

LOGO

CCM Screen print

CONTENT

87% Polyester / 13% Spandex - 175g  
(Mesh inserts: 87% Polyester / 13% Spandex - 210g)



Grey-Graphite 21



N

## PERFORMANCE LOOSE FIT S/S TOP

**SIZES** SR: S - XXL Art. No. 359 7141 \*Booking only

BODY

One-piece integrated design, straight set in sleeves, center front zipper, round neck

LOGO

CCM Screen print

CONTENT

65% Cotton / 35% Polyester - 190g





Black (14)

## PERFORMANCE COMPRESSION TIGHTS

**SIZES** SR: XS - XXL Art. No. 359 7148  
JR: 120-160 Art. No. 359 7158

BODY	Compression fit base layer, contrast flat lock seams, Tactical Dry moisture management treatment, Tactical Resistant anti-odor treatment. Promote circulation, reduces fatigue.
VENTILATION	<b>Mesh inserts</b> Provide cool and comfort.
LOGO	CCM Screen print
CONTENT	87% Polyester / 13% Spandex - 175g (Mesh inserts: 87% Polyester / 13% Spandex - 210g)



Black (14)

## PERFORMANCE COMPRESSION SHORTS

**SIZES** SR: XS - XXL Art. No. 359 7147

BODY	Compression fit base layer, contrast flat lock seams, Tactical Dry moisture management treatment, Tactical Resistant anti-odor treatment. Promote circulation, reduces fatigue.
VENTILATION	<b>Mesh inserts</b> Provide cool and comfort.
LOGO	CCM Screen print
CONTENT	87% Polyester / 13% Spandex - 175g (Mesh inserts: 87% Polyester / 13% Spandex - 210g)



Black (14)

## PERFORMANCE COMPRESSION L/S

**SIZES** SR: XS - XXL Art. No. 359 7146  
JR: 120-160 Art. No. 359 7156

BODY	Compression fit base layer, contrast flat lock seams, Tactical Dry moisture management treatment, Tactical Resistant anti-odor treatment. Promote circulation, reduces fatigue.
VENTILATION	<b>Mesh inserts</b> Provide cool and comfort.
LOGO	CCM Screen print
CONTENT	87% Polyester / 13% Spandex - 175g (Mesh inserts: 87% Polyester / 13% Spandex - 210g)



Black (14)

## CCM ONE-PIECE UNDERWEAR

**SIZES** SR: S - XXL Art. No. 359 0961  
JR: 120-170 Art. No. 359 0960

BODY	One-piece integrated design, straight set in sleeves, center front zipper, round neck
LOGO	CCM Screen print
CONTENT	65% Cotton / 35% Polyester - 190g



## DRYLAND KIT

**SIZES** SR: XS - XXL Art. No. 359 7153  
JR: 120-160 Art. No. 359 7154

**BODY** Short sleeve shirt, shorts, socks, gym bag. straight set in sleeves, round neck, Tactical Dry moisture management treatment.

**PACKAGING** Gym bag with header card

**LOGO** CCM heat transfer

**CONTENT** T-shirt & Shorts: 100% Polyester - 150g, Socks: 80% Cotton / 20% Polyamide, Bag: 100% Polyester



## TEAM PIQUE

**SIZES** SR: XS - XXL Art. No. 359 7132

**BODY** Straight set in sleeves, rib knit collar and cuffs, trim fit.

**LOGO** CCM embroidery on chest and neck

**CONTENT** 100% cotton



Graphite (21)

## BASIC TEE

**SIZES** SR: XS - XXL Art. No. 359 7128  
JR: 120-160 Art. No. 359 7129

**BODY** Short sleeve, flat lock seams, seamless side and shoulder, Tactical Dry moisture management treatment

**LOGO** Screen print CCM

**CONTENT** 55% Cotton / 45% Polyester - 140 g



Black (14)

## MESH SHORTS

**SIZES** SR: XS - XXL Art. No. 359 7135

**BODY** Loose fit, mid length inseam, contrast trim, side pockets

**LOGO** Screen print CCM

**CONTENT** 100% Polyester, 109g





Black (12)



## 20K CUT RESISTANT SKATE SOCK

**SIZES** 39/40 - 45/46 **Art. No.** 359 0148

PROTECTION	<b>Dyneema®, the world's strongest fiber™</b> Low weight and abrasion resistant for exceptional cut protection without compromising comfort.
RATING	Protective testing rating: Level 2 for ASTM (2005) and EN388
ANTI-ODOR	<b>CuTec™ copper fiber</b> Provides anti-odor, hygienic protection and skin wellness for the wearer.
CONTENT	<b>52% Dyneema®/25% Polyester-copper/20% Polyester/3% Spandex</b> Strategically positioned yarns to maximize safety and comfort.  Protective testing rating: Level 2 for ASTM 1790 (2005) and EN388



Black (12)

## 16K OXY COMPRESSION SKATE SOCK

**SIZES** 34/38 - 45/46 **Art. No.** 459 0349

COMPRESSION	<b>Complete range compression, knee length</b> Promotes circulation, reduces fatigue.
ANTI-ODOR	<b>Dryarn® fibers</b> Abrasion resistant and bacteriostatic.
CONTENT	<b>53% Dryarn / 33% Polyamide / 14% Lycra</b>



Grey (21)

## 12K SKATE SOCK

**SIZES** 34/38 - 45/46 **Art. No.** 459 0348

BODY	<b>Knee length</b>
CONTENT	<b>80% Cotton / 20% Polyamide</b>



Grey (21)

## 12K ANKLE SOCK

**SIZES** 34/38 - 45/46 **Art. No.** 459 0347

BODY	<b>Ankle length</b>
CONTENT	<b>80% Cotton / 20% Polyamide</b>

SOCK SIZES	XS	S	M	L	XL
SHOE SIZE CAN/USA	4-5	6-7	8-9	10-11	12-13
SHOE SIZE EURO	34-38	39-40	41-42	43-44	45-46





Black (14)

## SHOWER SANDAL

N

**SIZES** SR: 4-12 Art. No. 359 7160

**BODY** Lightweight cushioning with Hydro pass portals  
All day comfort portals that acts as a water drainage system.

**FOOTBED** One piece IMEVA sandal  
Add comfort and non-slip design.

**CONTENT** Synthetic / Rubber sole  
Durable rubber non-marking outsole.

**OTHER** Shipped on J-Clip  
Easy retail display.



Black (14)

## SKATE TOWEL

**SIZES** 70 X 50CM Art. No. 359 7150

**LOGO** CCM jacquard logo

**CONTENT** 100% cotton terry – 190g



Black (14)

## BATH TOWEL

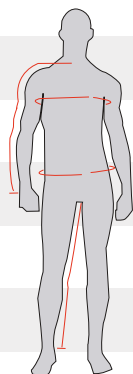
**SIZES** 150X 70CM Art. No. 359 7151

**LOGO** CCM jacquard logo

**CONTENT** 100% cotton terry – 190g

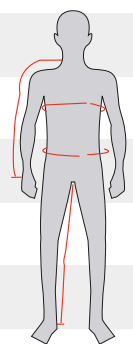
## MEASUREMENT FOR ADULT

	XS	S	M	L	XL	XXL
<b>Neck Circumference</b>	35-36	37-38	39-41	42-43	44-45	47+
<b>Chest Circumference</b>	92-94	96-98	100-104	108-112	116-120	124+
<b>Waist Circumference</b>	68-74	76-80	84-88	92-96	100-104	108-112
<b>Sleeve Length from Center Back</b>	82	84	86	87,5	89	90
<b>Inseam Length</b>	79	80	81	82	83	84



## MEASUREMENT FOR YOUTH

	120	130	140	150	160
<b>Height</b>	120	130	140	150	160
<b>Chest Circumference</b>	63,5	68,5	73,5	82,5	89
<b>Waist Circumference</b>	53	56	59,5	66	71
<b>Sleeve Length from Center Back</b>	56	59,5	63,5	71	76
<b>Inseam Length</b>	52	56	61	68,5	73,5



**BODY SIZING:** Size specifications are based on body sizing measurements. Use this size chart as a guideline when ordering, allow enough room for ease of movement.

**SLEEVE LENGTH:** Measure from the center back of the neck, over the point of shoulder and down the outer side of the arm to the wrist bone.

**CHEST:** Measure just under the arms.

**WAIST:** Loosely measure the narrowest circumference of the waist.

**INSEAM:** Measure from the crotch seam to the ankle bone.

**WOMEN SIZES** XS = YT: L  
**REFERENCE** S = YT: XL  
 M = SR: S  
 L = SR: M  
 XL = SR: L

## APPAREL FEATURES



**TACTICAL  
DRY**

PUT SWEAT IN ITS PLACE  
 TACTICAL DRY WICKS MOISTURE AWAY  
 FROM YOUR SKIN, HELPING YOU STAY  
 DRIER AND COMFORTABLE



**TACTICAL  
DEGREE**

YOUR BODY IS AN AMAZING HEAT SOURCE  
 TACTICAL DEGREE TRAPS BODY HEAT  
 AND LETS SWEAT ESCAPE



**TACTICAL  
COOL**

STAY COOL AND COMFORTABLE  
 TACTICAL COOL USES VENTILATION,  
 MOISTURE MANAGEMENT AND FABRIC  
 CONSTRUCTION TO HELP AID THE  
 RELEASE OF HEAT



**TACTICAL  
RESISTANT**

TACTICAL RESISTANT USES AN  
 ANTI-MICROBIAL AGENT  
 THAT HELPS CONTROL ODOR  
 FOR OPTIMAL FRESHNESS  
 OF YOUR GEAR

Body sizing: Size specifications are based on body sizing measurements. Use this size chart as a guideline when ordering, allow enough room for ease of movement. Sleeve Length: Measure from the center back of the neck, over the point of shoulder and down the outer side of the arm to the wrist bone. Chest: Measure just under the arms. Waist: Loosely measure the narrowest circumference of the waist. Inseam: Measure from the crotch seam to the ankle bone. Size charts are for reference only. Fit may vary depending on the construction and materials.







## 20P00 PRO JERSEY

### SIZES

SR: S, M, L, XL, XXL

### Art. No.

459 0941

SR: G

459 0943

JR: S/M, L/XL

459 0940

JR: G

459 0942

BODY	Mid weight 190g/m2 Ultrafil base with contrasting inserts
INSERT	Contrasting stretch mesh inserts
LOGO	Reebok embroidery below collar and back neck
CONTENT	100% Polyester – 190 g



## 10200 PRACTICE JERSEY

### SIZES

SR: S, M, L, XL, XXL

### Art. No.

359 0037

SR: G

359 0038

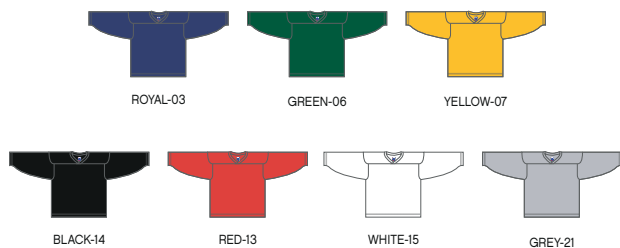
JR: S/M, L/XL

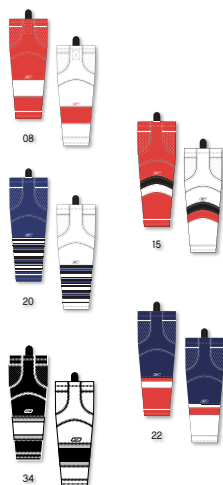
459 0036

JR: G

359 0039

BODY	Flat back, tight weave mesh for cool comfort
SHOULDER	120 g/m <sup>2</sup> • Single-layer shoulder construction is lightweight
LOGO	CCM transfer logo on back hem
CONTENT	100% Polyester - 120g





## SX100 EDGE SOCK NHL

SIZES	Art. No.
SR 30"	459 2511
INT 26"	459 2508
JR 24"	459 2510



BODY	Polyester with ankle bubble band and sewn in velcro
ANTI-ODOR	Ultra-fresh+ odor-resistant treatment
LOGO	Vector embroidery on front
CONTENT	100% Polyester
COLORS	Detroit Red Wings (08), Ottawa Senators (15), Toronto Maple Leafs (20), Washington Capitals (22), Los Angeles Kings (34)



## SX100 EDGE SOCK SOLID

SIZES	Art. No.
SR 30"	459 2515
INT 26"	459 2514
JR 24"	459 2516

BODY	Polyester with ankle bubble band and sewn in velcro
ANTI-ODOR	Ultra-fresh+ odor-resistant treatment
LOGO	Vector embroidery on front
CONTENT	100% Polyester
COLORS	Royal (03), Navy (04), Yellow (07), Dark green (08), Red (13), Black (14), White (15)



## S100P KNIT SOCK

SIZES	Art. No.
SR 28"	359 0650
JR 24"	359 0640
YT 20"	359 0630

BODY	Polyester knit with elasticized ankle
ANTI-ODOR	Ultra-fresh+ odor-resistant treatment
LOGO	CCM woven sizing label
CONTENT	100% Polyester knit
COLORS	Royal (03), Navy (04), Green (06), Red (13), Black (14), White (15), Sunflower (64)



## GAITERPANT

SIZES	Art. No.
JR 24"	459 0170
YT 20"	459 0160
CHD 18"	459 0159

BODY	Polyester knit pant with elastic band under foot
CONTENT	100% Polyester
COLORS	Royal (03), Green (06), Yellow (07), Red (13), Black (14), White (15)



## NAMEBARS

SIZES	Art. No.
OSFA - 65x11 cm	459 1577

CONTENT	100% Polyester air-knit
COLORS	Royal (03), Navy (04), Yellow (07), Dark green (08), Stl. Royal (12), Red (13), Black (14), White (15), Sunflower (64)



## NOTES















## N CCM 280 WHEELED BACKPACK [EBCCM280]

### SIZES

Large: 18" L X 26" H X 17" W  
Medium: 17" L X 25" H X 16" W

### Art. No.

362 4201  
362 4200

FABRIC	600D polyester construction reinforced with tarpaulin fabric Provides durability against wear and tear.
WHEELS	All-terrain wheels Enhances stability and ease of maneuvering on all surfaces.
EXTERIOR	Side skate pockets with mesh and front accessory pocket Added storage capacity is practical and functionally useful.
INTERIOR	2 hideaway back pack straps and mud guard Facilitate transportation.
HANDLE	Retractable branded pull handle Stows away when not in use.
VENTILATION	Rubberized mesh Allows air flow throughout the main compartment.
ACCESSORIES	Player ID pocket

### COLOR

Black



## N CCM 270 DELUXE WHEELED BAG [EBCCM270]

### SIZES

40" L X 18" H X 16" W  
36" L X 16" H X 15" W

### Art. No.

362 4210  
362 4211

FABRIC	600D polyester construction Provides durability against wear and tear.
WHEELS	All-terrain wheels Enhances stability and ease of maneuvering on all surfaces.
INTERIOR	1 end skate pocket with side accessory pocket Added storage capacity is practical and functionally useful.
BACKING	Tarpaulin bottom panel Added protection against wear and tear.
HANDLE	Retractable pull handle Facilitate transportation.
VENTILATION	Rubberized mesh Allows air flow throughout the main compartment.
ACCESSORIES	Player ID pocket

### COLOR

Black



## N CCM 260 BASIC WHEELED BAG [EBCCM260]

### SIZES

40" L X 18" H X 16" W  
36" L X 16" H X 15" W  
32" L X 15" H X 13.5" W

### Art. No.

362 4222  
362 4221  
362 4220

FABRIC	<b>600D polyester construction</b> Provides durability against wear and tear.
WHEELS	<b>All-terrain wheels</b> Enhances stability and ease of maneuvering on all surfaces.
EXTERIOR	<b>1 end skate pocket</b> Added storage capacity is practical and functionally useful.
BACKING	<b>Tarpaulin bottom panel</b> Added protection against wear and tear.
HANDLE	<b>Reinforced webbed side and carry handles</b> Facilitates transportation.
VENTILATION	<b>Rubberized mesh</b> Allows air flow throughout the main compartment.
ACCESSORY	<b>Player ID pocket</b>

### COLOR

Black



## N CCM 250 DELUXE CARRY BAG [EBCCM250]

### SIZES

40" L X 18" H X 16" W  
36" L X 16" H X 15" W

### Art. No.

362 4231  
362 4230

FABRIC	<b>600D polyester construction</b> Provides durability against wear and tear.
EXTERIOR	<b>1 end skate pocket with side accessory pocket</b> Added storage capacity is practical and functionally useful.
BACKING	<b>Tarpaulin bottom panel</b> Added protection against wear and tear.
HANDLE	<b>Reinforced webbed side and end carry handles</b> Facilitates transportation.
VENTILATION	<b>Rubberized mesh</b> Allows air flow throughout the main compartment.
ACCESSORIES	<b>Player ID pocket</b>

### COLOR

Black





Black

## RBZ 150 WHEELED BAG

[EBR150]

### SIZES

37" H X 20" L X 17.5" W (Box of 2 units – same size/color)

33" H X 20" L X 17" W (Box of 2 units – same size/color)

### Art. No.

362 4011

362 4010

FABRIC	<b>600D Ripstop polyester with tarpaulin bottom panel</b> Provides durability against wear and tear.
WHEELS	<b>All-terrain wheels</b> Enhances stability and ease of maneuvering on all surfaces.
INTERIOR	<b>Removable shelf system for each piece of equipment</b> Keeps gear organized.
FRAMING	<b>Rigid Interior metal frame</b> Bag keeps its shape even when empty.
HANDLES	<b>Reinforced exterior grab handles</b> Facilitates ease of transportation.
VENTILATION	<b>Mesh covered diamond ventilation holes</b> Allow air flow throughout the main compartment.
ACCESSORIES	<b>Removable front accessory panel for custom embroidery</b> <b>Three interior organizer pockets</b> <b>Skate mat</b>

### COLOR

Black



Black

## RBZ 130 WHEELED BACKPACK

[EBR130]

### SIZES

Large: 18" L X 25" H X 17" W

### Art. No.

362 4090

FABRIC	<b>600D Ripstop polyester construction with tarpaulin bottom panel</b> Provides durability against wear and tear.
WHEELS	<b>All-terrain wheels</b> Enhances stability and ease of maneuvering on all surfaces.
EXTERIOR	<b>Side skate pockets with mesh and front accessory pocket</b> Added storage capacity is practical and functionally useful.
BACK PANEL	<b>2 hideaway back pack straps</b> Facilitate transportation.
HANDLES	<b>Retractable branded pull handle</b> Stows away when not in use.
VENTILATION	<b>Ventilation grommets at sides</b> Allows air flow throughout the main compartment.
ACCESSORIES	<b>Player ID pocket</b> <b>Slash pocket on front compartment</b>

### COLOR

Black



## RBZ 110 DELUXE WHEELED BAG [EBR110]

### SIZES

37" L X 19" H X 16.5" W

33" L X 17" H X 15.5" W

### Art. No.

362 4081

362 4080

FABRIC	<b>600D Ripstop polyester construction</b> Provides lightweight and durability against wear.
WHEELS	<b>All-terrain wheels</b> Enhances stability and ease of maneuvering on all surfaces.
EXTERIOR	<b>2 end skate pockets</b> Added storage capacity is practical and functionally useful.
BACKING	<b>Tarpaulin bottom panel</b> Added protection against wear and tear.
HANDLE	<b>Retractable pull handle</b> Facilitates ease of transportation.
VENTILATION	<b>Rubberized mesh</b> Allows air flow throughout the main compartment.
ACCESSORIES	<b>Internal mesh zippered accessory pocket</b> <b>Player ID pocket</b>

### COLOR

Black



Black

## RBZ 100 BASIC WHEELED BAG [EBR100]

### SIZES

37" L X 19" H X 16.5" W

33" L X 17" H X 15.5" W

30" L X 15" H X 14.5" W

### Art. No.

362 4072

362 4071

362 4070

FABRIC	<b>600D Ripstop polyester construction</b> Provides lightweight and durability against wear.
WHEELS	<b>All-terrain wheels</b> Enhances stability and ease of maneuvering on all surfaces.
BACKING	<b>Tarpaulin bottom panel</b> Added protection against wear and tear.
HANDLES	<b>Reinforced webbed side and end carry handles</b> Facilitate ease of transportation.
VENTILATION	<b>Ventilation grommets at sides</b> Allows air flow throughout the main compartment.
ACCESSORIES	<b>Internal zippered mesh accessory pocket</b> <b>Player ID pocket.</b>

### COLOR

Black



Black

## RBZ 90 DELUXE CARRY BAG [EBR90]

SIZES	Art. No.
37" L X 19" H X 16.5" W	362 4061
33" L X 17" H X 15.5" W	362 4060

FABRIC	<b>600D Ripstop polyester construction</b> Provides lightweight and durability against wear.
EXTERIOR	<b>2 end skate pockets</b> Added storage capacity is practical and functionally useful.
BACKING	<b>Tarpaulin bottom panel</b> Added protection against wear and tear.
HANDLES	<b>Reinforced webbed side and end carry handles</b> Facilitates ease of transportation.
VENTILATION	<b>Ventilation grommets at sides</b> Allows air flow throughout main compartment.
ACCESSORIES	<b>Internal mesh zippered accessory pocket</b> <b>Player ID pocket</b>

### COLOR

Black



Black

## RBZ 80 BASIC CARRY BAG [EBR80]

SIZES	Art. No.
37" L X 19" H X 16.5" W	362 4052
33" L X 17" H X 15.5" W	362 4051
30" L X 15" H X 14.5" W	362 4050

FABRIC	<b>600D Ripstop polyester construction</b> Provides lightweight and durability against wear.
BACKING	<b>Tarpaulin bottom panel</b> Added protection against wear and tear.
HANDLES	<b>Reinforced webbed side and end carry handles</b> Facilitate ease of transportation.
VENTILATION	<b>Ventilation grommets at sides</b> Allow air flow throughout main compartment.
ACCESSORIES	<b>Internal mesh zippered accessory pocket</b> <b>Player ID pocket</b>

### COLOR

Black





Black

## N CCM PRO CORE BAG [EBCCMPRO]

### SIZES

38" L X 20" H X 18" W

### Art. No.

362 4240

FABRIC	<b>Top-quality 600D polyester construction</b> Provides long-term durability against wear and tear.
INTERIOR	<b>Large internal accessory pocket</b> Provides better storage and packability.
EXTERIOR	<b>Both side panels blank</b> Allowed team personalization.
HANDLE	<b>Reinforced webbed carrying handles at each end</b> Facilitates transportation and comfort.
VENTILATION	<b>Ventilation grommets at sides</b> Allow air flow-through to promote freshness.
ACCESSORY	<b>Player ID pocket</b>

### COLOR

Black



Black

## PRO PLAYER BAG [EBRPRO]

### SIZES

32" L X 20" H X 15" W

### Art. No.

362 4000

FABRIC	<b>Heavy duty water-resistant tarpaulin</b> Provides long-term durability against wear and tear.
EXTERIOR	<b>Both side panels blank</b> Player or team can personalize the bag.
HANDLES	<b>Reinforced webbed side and end carry handles</b> Facilitate ease of transportation.
VENTILATION	<b>Air grommets</b> Allows air flow throughout the main compartment.
ACCESSORIES	<b>Internal zippered mesh accessory pocket</b> <b>Player ID pocket.</b>

### COLOR

Black



## N CCM TEAM SPORT BAG [EBSPPRO]

### SIZES

24" L X 14" H X 14" W

### Art. No.

362 4250

FABRIC	<b>Heavy duty water-resistant tarpaulin</b> Provides durability against wear and tear.
EXTERIOR	<b>Large end pockets</b> Added storage and organization.
HANDLE	<b>Reinforced webbed carry straps with adjustable and removable shoulder strap</b> Provides custom comfort.
BACK	<b>Back panel blank</b> Allowed team personalization.
ACCESSORY	<b>Player ID pocket</b>

### COLOR

Black



## SPORT BAG [EBRSP]

### SIZES

22" L X 14" H X 14" W

### Art. No.

362 4020

FABRIC	<b>600D Ripstop polyester</b> Provides durability against wear and tear.
EXTERIOR	<b>Large end pockets</b> For additional storage.
HANDLES	<b>Web handle with padded uni-grip. Removable and adjustable shoulder strap</b> Provide custom comfort.
VENTILATION	<b>Ventilation grommets at sides</b> Allows air flow throughout the main compartment.
ACCESSORIES	<b>Internal hanging pocket with Velcro closure</b> Player ID pocket

### COLOR

Black



## BUSINESS BRIEF CASE [EBRBF]

### SIZES

18" L X 13" H X 7.75" W

### Art. No.

362 4027

FABRIC	900D polyester construction Provides durability and lightweight.
EXTERIOR	Multiple zippered accessory pockets Provides additional storage.
HANDLES	Padded laptop compartment and organizer pockets for accessories Ease of transport and provide protection for valuables.
VENTILATION	Padded carry handle and adjustable shoulder strap Increase comfort.
ACCESSORIES	Secure webbing strap on back panel slides over any retractable luggage handle system for ease of transport

### COLOR

Black



## SPORT BACKPACK [EBSKBPCCM]

### SIZES

13" L X 18" H X 7" W

### Art. No.

362 4260

FABRIC	600D Pin dot polyester construction Provides durability and lightweight.
POCKETS	Spacious main compartment with accessory pockets Offers additional storage.
INTERIOR	Padded laptop compartment Provides additional protection.
HANDLE	Padded straps and back Increase comfort.
ACCESSORY	2 external side skate carrying straps

### COLOR

Black





## STICK BAG [EBSTICCM]

**SIZES**  
71" L X 14.5" H

**Art. No.**  
362 4008

**FABRIC** Heavy-duty polyester  
Provides durability against wear and tear.

**INTERIOR** Holds 2 sticks  
Maximizes storage.

**HANDLES** Easy-to-carry strap  
Facilitates transport.

**COLOR**  
Black



## N TEAM STICK BAG [EBTSTICK]

**SIZES**  
71" L X 14.5" H

**Art. No.**  
362 4280

**FABRIC** Heavy-duty polyester  
Provides durability against wear and tear.

**INTERIOR** Holds 2 sticks  
Maximizes storage.

**HANDLES** Easy-to-carry strap  
Facilitates transport.

**COLOR**  
Black



## N TOILETRY BAG [EBSMBGCCM]

**SIZES**  
10.75" L X 6" H X 4.75" W

**Art. No.**  
362 4265

**FABRIC** Heavy duty water-resistant tarpaulin  
Provides durability against wear and tear.

**INTERIOR** Internal mesh pocket  
Provides additional storage.

**COLOR**  
Black



## N DELUXE PUCK BAG [EBPUCKDLX]

### SIZES

11" L X 13" H X 9" W

### Art. No.

362 4270

FABRIC	Rugged 1680D nylon/polyester construction Provides durability against wear and tear.
INTERIOR	Can hold approximately 60 pucks Maximize storage.
HANDLES	Adjustable/removable carry strap with non-slip foam pad Provide custom comfort.
ACCESSORY	Foam insulated liner

### COLOR

Black



## OFFICIALS' BAG [EBOFF]

### SIZES

30" L X 16" H X 14" W

### Art. No.

362 4030

FABRIC	600D Ripstop polyester construction Provides lightweight and durability against wear.
WHEELS	All-terrain wheels Ease of mobility on all surfaces.
INTERIOR	2 main compartments with removable divider Keeps gear organized.
HANDLE	Reinforced retractable handle Stows away when not in use.
ZIPPERS	#10 interlocking zipper pullers Built to last.
ACCESSORY	Referee ID pocket











## RBZ 500 JOCK SHORT [JSR500]

### SIZES

S: 30-34 / M: 32-36 / L: 34-38 / XL: 36-40 / XXL: 38-42

### Art. No.

361 0230

CONSTRUCTION	Lightweight vented Lycra <sup>+</sup> performance material Keeps your muscles tight and warm.
CUP	Fitlite <sup>™</sup> cup with soft liner and hard shell Offers maximum protection and comfort around groin area.
MATERIAL	Sanitary antimicrobial material Helps on moisture wicking.
EXTERIOR	External TPU performance bands Improves lower body stability and reduces muscle vibration.
TABS	Velcro <sup>+</sup> sock tabs Secures hockey socks in place
WASHABLE	Machine washable, easy to keep clean



## RBZ 300 JOCK SHORT [JSR300]

### SIZES

SR: S: 30-34 / M: 32-36 / L: 34-38 / XL: 36-40 / XXL: 38-42

### Art. No.

361 0233

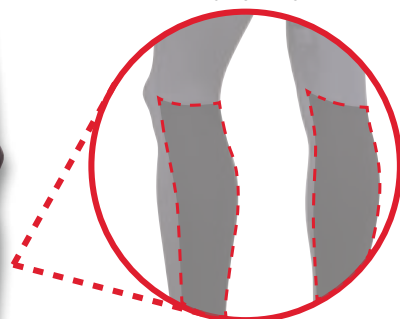
JR: S: 24-26 / M: 26-28 / L: 28-30

361 0232

CONSTRUCTION	Lightweight vented Lycra <sup>+</sup> performance material Keeps you warm and dry.
CUP	Ergonomic molded cup cavity Provides perfect fit in groin area.
MATERIAL	Sanitary antimicrobial material Wicks away moisture.
TABS	Velcro <sup>+</sup> sock tabs Secures hockey socks in place.
WASHABLE	Machine washable, easy to keep clean



BACK OF LEG



## COMPRESSION PANT [ACPANT]



### SIZES

SR: S: 30-34 / M: 32-36 / L: 34-38 / XL: 36-40 / XXL: 38-42

### Art. No.

361 0235

CONSTRUCTION	Lightweight vented Lycra <sup>+</sup> performance material Keeps you tight and warm.
CUP	Fitlite <sup>™</sup> cup with soft liner and hard shell Offers maximum protection and comfort around groin area.
MATERIAL	Sanitary antimicrobial material Wicks away moisture.
KNEE	Grip print at knee area Keeps your shin guard tight in place.
CUT RESISTANCE	Dyneema fabric around back leg area Helps prevent injuries from cuts while, increasing breathability.
TABS	Velcro <sup>+</sup> sock tabs Secures hockey socks in place.
WASHABLE	Machine washable, easy to keep clean

## RBZ 500 CUT RESISTANT NECK GUARD [ACNGR500]



SIZES	Art. No.
SR	361 3110
JR	361 3115

FIT	Soft molded shape around neck with bib Offers a high level of comfort and freedom of movement.
MATERIAL	Dyneema cut resistant material Helps prevent injuries from cuts while, increasing breathability.
INTERIOR	Soft inner liner Prevents from skin irritation.
ADJUSTABLE	Adjustable Velcro® strap Provides easy custom fit.
CERTIFICATION	CE & BNQ-approved certified protection

## CCM PRO NECK GUARD



SIZES	Art. No.
SR	361 3100
JR	361 3105

FIT	Soft two-piece construction Offers a high level of comfort and freedom of movement.
MATERIAL	Dyneema cut resistant material Helps prevent injuries from cuts while, increasing breathability.
ADJUSTABLE	Adjustable Velcro® strap with arm loop Provides easy and secure custom fit.
CERTIFICATION	CE-approved certified protection

**COLORS** Black, White

## N CCM X30 NECK GUARD



SIZES	Art. No.
SR	361 3120
JR	361 3125

MATERIAL	Big front plate for extra protection
ADJUSTABLE	Soft Velcro® adjustable neckguard
COLOR	Black (14)





## PRO JOCK STRAP [ACJPRO]

### SIZES

OSFA

### Art. No.

361 0215

CUP	Fitlite™ cup with soft liner and hard shell Offers maximum protection and comfort around groin area.
WAIST	2.25" heavy duty stretch waistband Provides better support and comfort.
STRAPS	Extra durable 1" thigh straps with double stitching



## PRO JOCK WITH GARTERBELT

### SIZES

SR

### Art. No.

361 0207

CUP	Fitlite™ cup with soft liner and hard shell Offers maximum protection and comfort around groin area.
WAIST	2.25" heavy duty stretch waistband Provides better support and comfort.
STRAPS	Extra durable 1" thigh straps with double stitching With garterbelt and plastic loops.



## CCM JOCK [ACJCCM]

### SIZES

SR: OSFA

JR: OSFA

YT: OSFA

### Art. No.

361 0212

361 0211

361 0210

CUP	Ergonomic molded cup cavity
WAIST	2.25" heavy duty stretch waistband Provides better support and comfort.
STRAPS	Extra durable 1" thigh straps with double stitching



## CCM JOCK COMBO

### SIZES

SR: OSFA

JR: OSFA

YT: OSFA

Art. No.

361 0205

361 0204

361 0203

CUP	Ergonomic molded cup cavity
WAIST	2.25" heavy duty stretch waistband Provides better support and comfort.
STRAPS	Extra durable 1" thigh straps with double stitching With garterbelt and plastic loops.



## FEMALE PELVIC PROTECTOR [ACPELV]

### SIZES

WM

GR

Art. No.

361 0221

361 0220

PELVIC	High level performance pelvic protector
WAIST	2.5" heavy duty stretch waistband
STRAPS	Extra durable 1" thigh straps with double stitching



## N GARTER BELT

### LOOPS

SR

JR

Art. No.

361 0257

361 0258

### [ACBELT]

### CLIPS

JR

Art. No.

361 0259

WAIST	2.5" heavy duty stretch with adjustable Velcro+ waistband
STRAPS	Extra durable 1.25" thigh straps with double stitching
HOOKS/CLIPS	Robust rubber hooks with adjustable metal fasteners or with metal clips.

# ACCESSORIES



## SUSPENDERS

[ACSUSP]

N

BUTTONS	Art. No.	CLIPS	Art. No.
SR	361 0255	SR	361 0254
JR	361 0253	JR	361 0252

STRAPS	1.5" heavy duty adjustable elastic band
LOOPS	Independent loops or clips
HOOKS	New improved robust rubber hooks



## LACE BITE PROTECTOR [ACBITE]

SIZES	Art. No.
OSFA	349 0024

MATERIAL	Soft polyester sleeve with PU gel pad Helps prevent from foot injury from lace bite.
SHAPE	Ergonomic Gel Pad shape Offers better fit and increases comfort.



## BLADE COVERS

SIZES	Art. No.
SR	371 0023
JR	371 0022

MATERIAL	Cotton terry cloth absorbs water from the blade
CONSTRUCTION	Durable elastic band conforms to all skate blades
LOGO	CCM print on both sides



## REINFORCED BLADE COVERS

SIZES	Art. No.
SR	371 0021
JR	371 0020

MATERIAL	Cotton terry cloth absorbs water from the blade
CONSTRUCTION	Durable elastic band conforms to all skate blades
BOTTOM	Reinforced bottom acts like skate guard
LOGO	CCM print on both sides





## EASY STEP CCM [ACSTEP]

N

SIZES	SALES LOT	Art. No.
OSFA	25 pairs	371 0015

MATERIAL Hard PE material for long-term durability

ADJUSTMENT Easy length adjustment system for custom fit

FIT Compatible with all skate blades and holders

LOGO CCM logo prints



## SKATEGUARD PSG 1 BK

SALES LOT	Art. No.
25 pairs	359 0698

## SKATEGUARD UNI #1 MIX

SALES LOT	Art. No.
25 pairs	359 0696

## SKATEGUARD PSG 1 MIX

SALES LOT	Art. No.
25 pairs	359 0695



## N WRIST GUARDS [ACWRIS]

### SIZES

JUMBO 5"

### Art. No.

361 0240

FOAMS Dual density foam inside to help prevent injuries from impacts

MATERIAL Sweat wicking wristband

LOGO CCM embroidered logo



## N SHIN STRAP [SSTRAP]

### SIZES

SR

### Art. No.

361 0245

MATERIAL 2" heavy duty elastic band

STRAPS Two different length straps for upper and lower part of shin guard

ADJUSTMENT Long Velcro® attachment for customized fit



## N COACHING BOARDS [ACCBRD]

### SIZES

REGULAR 16" X 10"

JUMBO 20" X 16"

### Art. No.

361 0250

361 0251

MATERIAL PE construction with clip for erasable marker

VIEW Large board with full ice view

Black erasable marker included



**Reebok**

## BIOTECHNOLOGICAL ODOR ELIMINATOR [ACODOR]

### SIZES

240 ml	(Box of 12 units)	461 0200
500 ml	(Box of 12 units)	461 0205
3.78 L	(Box of 2 units)	461 0210

### Art. No.

### FRAGRANCES

Fresh rain

#### NEUTRALIZER

Neutralizes odors with environmental chemistry technology

#### DESTROYER

Eliminates odors using harmless bacteria

#### DEODORIZER

Deodorizes and leaves sports equipment smelling fresh  
Non-Toxic, non-flammable, non-corrosive and biodegradable  
The solution used to eliminates odors from sports equipment.



PRODUCT CERTIFIED FOR REDUCED  
ENVIRONMENTAL IMPACT. VIEW  
SPECIFIC ATTRIBUTES EVALUATED:  
UL.COM/EL • UL 2796

## MINI STICK ULTRA TACKS [ACCSTKUTCK]

Art. No. 361 0260

#### CONSTRUCTION


Composite construction

#### SHAFT

27" Length shaft

#### FEATURING

John Tavares



## MINI STICK GOALIE EXTREME FLEX II [ACCSTKGEF2]


Art. No. 361 0261

#### CONSTRUCTION

Composite construction

#### FEATURING

Carey Price



**Reebok**

## CROSBY MINI HOCKEY DELUXE SET [ACMINI87]

Art. No. 461 0100

#### CONSTRUCTION

Durable construction

#### SHAPE

Top shelf pro style mini net

#### NET

Sleeve netting for easy and fast assembly

#### INCLUDES

2 mini goals, 2 sticks, 1 ball





# ACCESSORIES



\* Goal not included

## ICE SHOOTER TUTOR [ACTUTOICE]

### SIZES

72"

### Art. No.

361 0120

CONSTRUCTION Heavy duty polyester with PVC backing construction

STRAPS Bungee cords for durability

DESIGN 5-hole design with 4 mesh pockets



\* Goal not included

## STREET SHOOTER TUTOR [ACTUTOCCM]

### SIZES

72"

### Art. No.

361 0130

54"

361 0131

CONSTRUCTION Heavy duty tarpaulin construction

STRAPS Easily adjustable Velcro+ fasteners

FEATURING Carey Price



## STREET HOCKEY GOAL [ACGOAL]

### SIZES

72" L X 48" H X 30" W

### Art. No.

361 0280

54" L X 44" H X 20" W

361 0270

CONSTRUCTION Welded steel tube, rigid construction


LOOPS Welded metal loops, easy and fast to thread net

PAINT Powder coating finish resists various weather conditions

NET Durable mesh net. Easy assembly, no tools required

\* Replacement net available [ACNET]

POWERED BY  
**SISU**



## CCM CUSTOM MOUTHGUARD [MGSISU]

### SIZES

SR

### Art. No.

361 0291

JR

361 0290

TECHNOLOGY Crumple Zone Technology  
Stronger than standard EVA Mouth Guard for Maximum Protection.

THICKNESS 1.6mm – 50% thinner than standard EVA Mouth Guard  
for Ultimate Comfort

PERFORMANCE Great for Talking, Breathing and Drinking

FIT Custom Fit within 2 minutes. Re-moldable for Ultimate Fit

COLORS Black, White, Red, Blue



## LACES CCM PRO-S700 WAXED

Art. No. 3490845

SIZES	COLORS	SALES LOT
213–330 cm	White (15), Black (14), Yellow (07)	6



## LACES CCM PRO-X7 WIDE

Art. No. 3490847

SIZES	COLORS	SALES LOT
213–330 cm	White (15), Black (14)	6



## LACES CCM WAXED

Art. No. 3490846

SIZES	COLORS	SALES LOT
213–304 cm	Red (13), Royal (04)	6

# ACCESSORIES

## CCM JR 3 PACK

	ART. NO	SALES LOT
3 Pack	361 0740	1 pack

## CCM TRAINING 3 PACK

	ART. NO	SALES LOT
3 Pack	361 0741	1 pack

## CCM LIGHT BLUE 3 PACK

	ART. NO	SALES LOT
3 Pack	361 0742	1 pack

## PUCK 845 BOY

	ART. NO	SALES LOT
	361 0745	100/10

## PUCK 846 SR

	ART. NO	SALES LOT
	361 0746	100

## PUCKS APPROVED "SWEDEN"

	ART. NO	SALES LOT
	361 0747	100

## PUCK LIGHT BLUE

	ART. NO	SALES LOT
1 Pack	361 0748	100 / 10

## PUCKS APPROVED "SWEDEN" SMUDGEFREE

	ART. NO	SALES LOT
PUCK 849 SR NON-GREASY 1 Pack	361 0749	100 / 10

## PUCK CCM SMUDGE FREE

	ART. NO	SALES LOT
1 Pack	361 0744	10

## TAPE CLOTH

	COLORS	ART. NO	SALES LOT
25 mm x 20 m	Blk (14), Whi (15)	461 1321	54 361 1321
24 mm x 50 m	Blk (14), Whi (15)	461 1322	48 361 1322
36 mm x 25 m	Blk (14), Whi (15)	461 1323	40 361 1323

## TAPE SHIN

	COLORS	ART. NO	SALES LOT
25 mm x 20 m	Whi (15), Clear (00)	361 1310	160/10

## TAPE CLEAR SHIN

	COLORS	ART. NO	SALES LOT
24 mm x 30 m	Clear (00)	361 1318	36

## FLEX TAPE

	COLORS	ART. NO	SALES LOT
38 mm x 4,5 m	Red (13), Blk (14)	361 1312	192/32

## FRICTION TAPE

	COLORS	ART. NO	SALES LOT
19 mm x 18 m	Black (14)	361 0878	108

## TAPE TEAM PACK CLOTH

	COLORS	ART. NO	SALES LOT
24 mm x 25 m	Blk (14), Whi (15)	361 1327	1 Pack, 72 pcs

## TAPE VALUE PACK (04)

	COLORS	ART. NO	SALES LOT
4 pcs	Whi (15)	361 1325	1 Pack















# REFEREE



## LINESMAN [7160L]

\*BOOKING ONLY

### SIZES

SR: 44 - 46 - 48 - 50 - 52 - 54 - 56

### Art. No.

359 0023

#### BODY

X-Trafil™: 100% polyester - sublimated  
Provides durability in the high abrasion areas.  
Stretch Mesh: 85% polyester - 15% spandex  
Provides a balance of movement and ventilation.

#### LOGO

CCM logo patch at back neck



## REFEREE [7160R]

\*BOOKING ONLY

### SIZES

SR: 44 - 46 - 48 - 50 - 52 - 54 - 56

### Art. No.

359 0022

#### BODY

X-Trafil™: 100% polyester - sublimated  
Provides durability in the high abrasion areas.  
Stretch Mesh: 85% polyester - 15% spandex  
Provides a balance of movement and ventilation.

#### LOGO

CCM logo patch at back neck



## REFEREE JERSEY PRO 160S [PRO160]

\*BOOKING ONLY

### SIZES

SR: 44 - 46 - 48 - 50 - 52 - 54 - 56

### Art. No.

359 0014

#### BODY

Pro weight Ultrafil®

#### LOGO

CCM embroidered logo on back hem

#### CONTENT

100% polyester double knit, sparkling mesh underarm gusset

#### OTHER

1/2 zip pull over, snaps for armbands



## REFEREE JERSEY PRO 150S [PRO150]

### SIZES

SR: 44 - 46 - 48 - 50 - 52 - 54 - 56

### Art. No.

359 0012

#### BODY

Pro weight Ultrafil®

#### LOGO

CCM embroidered logo on back hem

#### CONTENT

100% polyester double knit

#### OTHER

1/2 zip pull over, snaps for armbands



## REFEREE SHIN GUARD 100 [SG100]

### SIZES

SR: 14", 15", 16"

### Art. No.

358 4162

**PROTECTION** Suspension system  
Increases impact resistance.

**ADJUSTMENT** 3-Strap system  
Allows a customized comfort fit.

**CALF WRAP** Wraparound padding  
Increases protection behind the leg.



## REFEREE SHIN GUARD 90 [SG90]

### SIZES

SR: 14" - 16" (one size)

### Art. No.

358 4160

**PROTECTION** Shell with PE molded protectors beside knee caps  
Provides extra protection.

**ADJUSTMENT** 3-Strap system and adjustable knee cap (5 different heights)  
Assures an excellent and personalised fit.

**CALF WRAP** Extended thin profile protection  
Easily fit under referee pants.



## REFEREE ELBOW PAD 100 [EP100]

### SIZES

SR: M, L

### Art. No.

358 4442

**PROTECTION** Molded Cap  
Added protection at elbow tips.

**ADJUSTMENT** Crossover 3-strap elastic system  
Assures a proper fit.

**BICEP** PE molded components  
Provides extra protection.



## REFEREE ELBOW PAD 90 [EP90]

### SIZES

SR: ONE SIZE

### Art. No.

358 4440

**PROTECTION** Molded Cap  
Added protection at elbow tips.

**ADJUSTMENT** Crossover 3-strap elastic system  
Assures a proper fit.

**BICEP** PE molded components  
Provides extra protection.



## ARMBAND SET [152]

### SIZES

SR: S, L (Packed by 2)

### Art. No.

359 0013

BODY 100% Polyester - DK-150

OTHER Snap-on

SIZE CHART Small 9" referee armband for XS-L jersey  
Large 10" referee armband for XL-XXL & PRO 44-56 jerseys



M15205 - Red



M15204 - Orange



## REFEREE PANT [HP100] [RPG100]

### SIZES

SR: S, M, L, XL

### Art. No.

359 0017

EXTERIOR Soft Pro version nylon  
Adds extra durability against wear and tear.

BELT Single belt closure system  
Adjustable for custom fit.

PROTECTION Integrated pant and girdle with  
PE inserts and single density foam  
Provides extra protection.



## REFEREE PANT [PP9L]

### SIZES

SR: S, M, L, XL

### Art. No.

359 0010

EXTERIOR Stretch polyester  
Provides comfort and flexibility.

BELT Single-belt closure system  
Offers a comfort fit.

POCKETS Two in front and two in back  
Added convenience.



## REFEREE PANT [PP8L]

\*BOOKING ONLY

### SIZES

SR: S, M, L, XL

### Art. No.

359 0002

EXTERIOR Stretch polyester  
Provides breathability and comfort.

BELT Single-belt closure system  
Offers a comfort fit.

POCKETS Two in front and two in back  
Added convenience.













## TACKS INLINE SKATE

THE GAME-CHANGING TACKS SKATE WAS ENGINEERED TO PROVIDE PLAYERS THE MOST EXPLOSIVE ACCELERATION IN HOCKEY. FEATURING THE ALL NEW ATTACKFRAME TECHNOLOGY, T6 PRO CORE AND THE NEW FASTFRAME MAGNESIUM CHASSIS, THE TACKS SKATE PROVIDES YOU WITH THE MOST EXPLOSIVE FIRST FIVE STRIDES IN ROLLER HOCKEY TO HELP YOU REMAIN ONE STRIDE AHEAD OF THE COMPETITION.



### ATTACKFRAME™

Extra stiff composite reinforcements in heel and eyelet facing provide the most explosive first five steps in hockey.

### FASTFRAME MAGNESIUM CHASSIS



Built to provide extreme speed, the new FASTFRAME MAGNESIUM offers roller players the lightest all 80MM wheel configuration chassis with the most aggressive angle of attack.

### T6 PRO CORE

Newly formulated stiff core for pro level performance.

**Labeda**  
USA



HEAT MOLDABLE

## TACKS INLINE SKATE

N

### SIZES

SR 6-12 (D, EE) Full/Half Art. No. 353 5510

### WHEELS

SR 4 X 80mm

QUARTER	<b>Carbon Twill composite ATTACKFRAME™</b> The Attack Frame™ positioned for precise explosive acceleration.
CORE	<b>Formula "T6 Pro"</b> Formulated to provide Pro level support working with the Attack Frame™.
LINER	<b>Durable Clarino®</b> Pro grade Clarino for optimum performance, durability and moisture management.
TONGUE	<b>Integrated Pro EPE foam + Felt and external lace bite</b> Provides light weight performance fit and comfort.
OUTSOLE	<b>Extra stiff Carbon Composite</b> Increased torsional rigidity combined with lightweight maximizes energy transfer.

CHASSIS	<b>New CCM FASTFRAME Magnesium CNC Chassis</b> (4x80mm wheel) Designed with lightweight and stiffness to put you in the fastest skating position.
FOOTBED	<b>Fit system</b> Provides good fit and comfort.
WHEELS	<b>Labeda Addiction wheels</b> Indoor wheels with an outer urethane hardness as most outdoor wheels but with more grip than the softest wheels available.
BEARINGS	<b>Labeda SWISS Lites 608</b>



HEAT MOLDABLE



HEAT MOLDABLE

## TACKS 5R52 INLINE SKATE N

SIZES	Art. No.
SR 6-12 (D, EE) Full/Half	353 5520
JR 2,3,4-5.5 (D) Full/Half	353 5525

### WHEELS

SR	4 X 80mm
JR	(2,3) 4 X 72mm (4-5.5) 4X7

QUARTER	<b>Internally supported ATTACKFRAME™</b> Gives the ATTACKFRAME™ added structural benefits.
CORE	<b>Formula T4</b> Supportive for frequent usage.
LINER	<b>Quick drying heavy duty Microfiber liner</b> Ensures a comfortable fit with added durability.
OUTSOLE	<b>Low-profile injected outsole</b> Stiffness for energy transfer and reactivity.
FOOTBED	<b>Fit system</b> Provides good fit and comfort.
TONGUE	<b>7 mm felt and EVA foam</b> Adds lace bite protection for comfort and durability.
CHASSIS	<b>New CCM FASTFRAME Aluminum Extruded Chassis</b> (4x80mm wheel) Designed with lightweight to put you in the fastest skating position.
WHEELS	<b>Labeda Dynasty wheels</b> Indoor wheels with a urethane flex core and rebound ring to provide unmatched grip, speed and cornering.
BEARINGS	<b>ABEC 9</b>

## TACKS 3R52 INLINE SKATE N

SIZES	Art. No.
SR 6-12 (D) Full	353 5530
JR 1-5 (D) Full	353 5535

### WHEELS

SR	4 X 80mm
JR	(1-3) 4 X 72mm (4-5) 4X76mm

QUARTER	<b>Nylon ATTACKFRAME™</b> Greater structural support than standard construction.
CORE	<b>Formula T3</b> Good support, stiffness and comfort for good level of performance.
LINER	<b>Microfiber</b> Offers a good balance between fit and long-term comfort.
OUTSOLE	<b>Low-profile injected outsole</b> Maximizes energy transfer.
FOOTBED	<b>Anatomical response</b> Provides additional comfort and durability.
TONGUE	<b>7 mm high density felt with foam insert</b> Enhances the fit and comfort.
CHASSIS	<b>New CCM FASTFRAME Aluminum Extruded Chassis</b> (4x80mm wheel) Designed with lightweight to put you in the fastest skating position.
WHEELS	<b>Rocket Propelled Gripper wheels</b> Indoor wheels with dual urethane core for an awesome balance between durability and grip.
BEARINGS	<b>ABEC 7</b>

Labeda



Labeda





## RBZ 70 INLINE SKATE

SIZES				Art. No.
SR	6-12	(D)	Full/Half	353 5300
JR	1-5	(D)	Full	353 5310

### WHEELS

SR	4 x 80 mm
JR	(1-3) 4 x 72 mm, (4, 5) 4 x 76 mm

QUARTER	<b>Embossed nylon</b> Provides durability.
LINER	<b>Brushed nylon</b> Offers long-term comfort and fit.
OUTSOLE	<b>Injected outsole</b> Maximizes energy transfer.
FOOTBED	<b>CCM footbed</b> Provides additional comfort.
TONGUE	<b>Comfort felt</b> Enhance fit and comfort.
CHASSIS	<b>Lightweight, stiff extruded chassis (4x80mm wheel)</b> Powered by Labeda Designed to put you in the fastest skating position.
BEARINGS	<b>Labeda ABEC 9</b>

**WHEELS**  
**Labeda Gripper wheels**  
The first wheel to bring flex technology to the forefront of roller hockey. Its smaller core design allows the outer urethane to flex, maximizing grip with its larger footprint.

**Labeda**  
POWERED BY USA



## RBZ 60 INLINE SKATE

SIZES				Art. No.
SR	6-12	(D)	Full	353 5400
JR	1-5	(D)	Full	353 5410
YT	8-13	(D)	Full	353 5420

### WHEELS

SR	4 x 80 mm
JR	(1-3) 4 x 72 mm, (4, 5) 4 x 76 mm
YT	(8-10) 3 x 68 mm, (11-13) 4 x 68 mm

QUARTER	<b>Tech mesh</b> Provides lasting durability.
LINER	<b>Brushed nylon</b> Offers long-term comfort and fit.
OUTSOLE	<b>Injected outsole</b> Maximizes energy transfer.
FOOTBED	<b>CCM footbed</b> Provides additional comfort.
TONGUE	<b>One-piece felt</b> Enhance fit and comfort.
CHASSIS	<b>Lightweight, stiff 2 pieces chassis (4x80mm wheel)</b> Powered by Labeda Designed to put you in the fastest skating position.
BEARINGS	<b>Labeda ABEC 7</b>

**WHEELS**  
**CCM wheels**  
Durable wheels, perfect for all surfaces (78A).

**Labeda**  
POWERED BY USA







## HARDWARE

[353 3007]

CCM HARDWARE to replace mounting screws for the CCM chassis. Hardware available for all 2013 models.

### INCLUDES

8 AXELS / 8 SPACERS / 8 NUTS & TOOL



CCM



CCM

## RBZ PADDED SHIRT N

SIZES		Art. No.
SR	S, M, L, XL	353 5600
JR	S, M, L	353 5601

FIT

**Pro compression fit**  
Keeps your muscles tight and warm.

MATERIAL

**Lightweight stretch mesh with moisture wicking technology**  
Keeps you dry and cool during the game.

STERNUM / SPIN

**Lightweight exposed U-Foam protection**  
Helps prevent injuries from impact and stays crazy light.

SHOULDERS

**Lightweight U-Foam with perforated PE foams on lowered sleeves**  
Provides protection against impact and maximizes air-flow to promote freshness.

RIB

**Perforated PE foams on the ribs**  
Provides protection against impact and maximizes air-flow to promote freshness.

## RBZ 150 PADDED SHIRT N

SIZES		Art. No.
SR	S, M, L, XL	353 5603
JR	S, M, L	353 5604

FIT

**Form fitting performance fit**  
Offers freedom of movement.

MATERIAL

**Lightweight stretch mesh with moisture wicking technology**  
Keeps you dry and cool during the game.

STERNUM / SPIN

**Lightweight exposed U-Foam protection**  
Helps prevent injuries from impact and stays crazy light.

SHOULDERS

**Perforated PE foams on lowered sleeves**  
Provides protection against impact and maximizes air-flow to promote freshness.



## RBZ INLINE PANTS

### SIZES

SR S, M, L, XL  
JR XS, S, M, L

### Art. No.

353 5620  
353 5621

#### CONSTRUCTION

**Lightweight vented nylon and stretch Lycra®**  
Enhances mobility and air-flow to promote freshness.

#### WAIST

**Dual-sided adjustable nylon web belt system with laces**  
Design for a custom and quick waist adjustment.

#### KNEE

**1680-denier nylon knee patches with nylon backing**  
Provides durability against wear and tear.

#### GRAPHICS

**PU and sublimated logos**  
Adds richness and brand exposure.

#### BACK LEG

**Ventilated stretch mesh**  
Maximizes air-flow to promote freshness.

#### FEATURE

**Integrated Tendon Guard Locking System**  
Secures the bottom of the pant at the right level.

#### COLORS

Black/Red



## RBZ 150 INLINE PANTS

### SIZES

SR S, M, L, XL  
JR XS, S, M, L

### Art. No.

353 5622  
353 5623

#### CONSTRUCTION

**Lightweight vented nylon and stretch Lycra®**  
Enhances mobility and air-flow to promote freshness.

#### WAIST

**Dual-sided adjustable nylon web belt system**  
Design for a custom and quick waist adjustment.

#### KNEE

**1680-denier nylon knee patches with nylon backing**  
Provides durability against wear and tear.

#### GRAPHICS


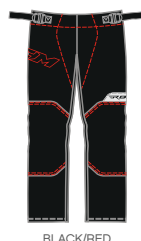

**PU and sublimated logos**  
Adds richness and brand exposure.

#### BACK LEG

**Stretch lightweight vented nylon**  
Maximizes air-flow to promote freshness.

#### COLORS

White/Black/Red, Black/Blue



## RBZ 110 INLINE PANTS

### SIZES

SR S, M, L, XL  
JR XS, S, M, L

### Art. No.

353 5624  
353 5625

#### CONSTRUCTION

**Stretch lightweight nylon**  
Enhances mobility and air-flow to promote freshness.

#### WAIST

**Dual-sided adjustable nylon web belt system**  
Design for a custom and quick waist adjustment.

#### KNEE

**Mid-weight nylon knee patches**  
Provides durability against wear and tear.

#### GRAPHICS

**Silkscreen and sublimated logos**  
Adds richness and brand exposure.

#### BACK LEG

**Ventilated mesh**  
Maximizes air-flow to promote freshness.

#### COLORS

Black/Black, Black/Red, Black/Blue



## RBZ INLINE GIRDLE

### SIZES

		Art. No.
SR	S, M, L, XL	353 5610
JR	S, M, L	353 5611

CONSTRUCTION	<b>Lightweight stretch Lycra<sup>+</sup> construction</b> Enhances mobility and breathability.
FOAM	<b>Perforated PE foam at front and back thigh</b> Provides protection against impact and maximizes air-flow to promote freshness.
HIP / FEMUR	<b>Exposed U-Foam technology with reinforced hip caps</b> Offers maximum protection against impact within a lightweight package.
TAILBONE	<b>HD Foam and plastic tailbone protector</b> Helps prevent from tailbone injuries.
CUP	<b>Performance athletic supporter</b> Hard shell for maximum comfort and protection.



## RBZ 150 INLINE GIRDLE

### SIZES

		Art. No.
SR	S, M, L, XL	353 5612
JR	S, M, L	353 5613

CONSTRUCTION	<b>Lightweight stretch Lycra<sup>+</sup> construction</b> Enhances mobility and breathability.
FOAM	<b>Perforated PE foam at front and back thigh</b> Provides protection against impact and maximizes air-flow to promote freshness.
HIP / FEMUR	<b>Perforated PE foam</b> Provides protection against impact and maximizes air-flow to promote freshness.
TAILBONE	<b>HD Foam and plastic tailbone protector</b> Helps prevent from tailbone injuries.
CUP	<b>Performance athletic supporter</b> Hard shell for maximum comfort and protection.



## RBZ 110 GIRDLE

### SIZES

		Art. No.
SR	S, M, L, XL	353 5614
JR	S, M, L	353 5615
YT	S, M, L	353 5616

CONSTRUCTION	<b>Lightweight stretch polyester construction</b> Enhances mobility and breathability.
FOAM	<b>Perforated PE foam at front thigh</b> Provides protection against impact and maximizes air-flow to promote freshness.
HIP / FEMUR	<b>Perforated PE foam</b> Provides protection against impact and maximizes air-flow to promote freshness.
TAILBONE	<b>HD Foam and plastic tailbone protector</b> Helps prevent from tailbone injuries.
CUP	<b>Performance athletic supporter</b> Hard shell for maximum comfort and protection.











CCM

HEAT MOLDABLE



CCM

HEAT MOLDABLE

## BANDY TITANIUM

SIZES				Art. No.
SR	6-12	D	Full	357 0402
JR	1-5	D	Full	357 0401

QUARTER	<b>Vectorwear surlyn</b> Highly reactive outer shell with added reinforcement for instore heat activation.
CORE	<b>Customizable EPP Foam</b> - SR The most heat moldable core offered in CCM skates.
LINER	<b>Heavy duty microfiber</b> Created for added comfort with durability for extra wear in mind.
OUTSOLE	<b>Composite exhaust</b> - SR/JR Vented Torsion resistance.
FOOTBED	<b>Anatomical response</b> - SR/JR Good comfort.
TONGUE	<b>7mm felt + foam tongue</b> - SR/JR Well balanced comfort and added protection for lace bite.
ANKLE PADDING	<b>High density Poron memory foam</b> - SR/JR Long lasting fit and comfort.
HOLDER	<b>SpeedBlade 4.0 holder</b> - SR/JR Increases attack angle providing a greater strides and cornering.
RUNNER	<b>SpeedBlade Bandy Runner</b> - SR, JR 3-5 Provides a long lasting edge for long term performance. <b>SpeedBlade Stainless Runner</b> - JR 1-2
BANDY SPECS	The top tendon is cut off to fit bandy needs

## BANDY PLATINUM

SIZES				Art. No.
SR	6-12	D	Full	357 0702
JR	1-5	D	Full	357 0701

QUARTER	<b>Sublimated tech mesh</b> Durable outer shell for hockey.
LINER	<b>Heavy duty microfiber</b> Created for added comfort with durability for extra wear in mind.
OUTSOLE	<b>Vented Injected</b> Vented with Good boot and blade interface.
FOOTBED	<b>Anatomical response</b> - SR/JR Good comfort.
TONGUE	<b>Felt tongue</b> With lace bite protection. Gives comfort and protection
HOLDER	<b>SpeedBlade 4.0 holder</b> - SR <b>E-Pro</b> - JR
RUNNER	<b>SpeedBlade Bandy Runner</b> - SR <b>E-Pro Bandy</b> - JR 3-5 <b>E-Pro Stainless</b> - JR 1-2
BANDY SPECS	The top tendon is cut off to fit bandy needs

## SPEEDBLADE BANDY RUNNER

Art. No.	349 7900
SIZE	247-295 mm
SPECS.	High performance runner with bandy radius. Fits Speedblade holder.



## E-PRO BANDY RUNNER STAINLESS

Art. No.	449 0067
SPECS.	Stainless steel runner with bandy radius. Fits the E-Pro holder.





## HG RINK CCM

SIZES	Art. No.
SR 12", 13", 14", 15"	357 0100

### SPECS.

Tricot style for great grip and flexibility. Hockey style glove with foam protection.

COLORS	
	Black (14)



## BG REEBOK 8K

SIZES	Art. No.
SR S, M, L	457 1800
JR XXS, XS	457 1801

### SPECS.

Popular Pro style player glove. Tricot style for great grip and flexibility. Velcro attachment at the wrist for a custom fit.



COLORS				
	Navy (04)	Green (06)	Red (13)	Black (14)



## ST BANDY REEBOK 3K

PATTERNS	Art. No.
SR Curve 4	457 3004
YT Curve 4	457 3000

### SPECS.

Fiberglass laminated wood stick for the adult player. This construction gives you a very durable stick with a great feel and control. Approved by the Swedish Bandy Federation.



## ELBOW PADS BANDY REEBOK 6K SR

SIZES	Art. No.
SR XS, S, M	457 2620

### SPECS.

Pro style elbow protection for Bandy. Very light and soft protection to ensure full movability and agility. Easy and fast to break in, will be game ready in a few tries.



## EP BANDY REEBOK 4K

SIZES	Art. No.
JR XXXS, XXS	457 2820

### SPECS.

Junior elbow protection for Bandy. Very light and soft protection to ensure full movability and agility. Easy and fast to break in, will be game ready in a few tries.



## SHIN GUARDS BANDY REEBOK 8K

SIZES	Art. No.
13", 14", 15", 16"	457 2840

### SPECS.

State of the art protection for the Elite player. JDP protection ensures to protect the sensitive joints from impact. The ASD shin cap works with the liner to achieve maximal comfort and stability.

COLOR	White (15)
-------	------------



## SHIN GUARDS BANDY REEBOK 4K

SIZES	Art. No.
10", 11", 12"	457 2440

### SPECS.

Shin guard for juniors. EPP foam gives a very light and good protection. FitLite system in combination with the ventilated caps helps to cool down the legs.

COLOR	White (15)
-------	------------



## BP COVER REEBOK 8K

**SIZES** **Art. No.**  
SR S, M, L, XL 457 1802

### SPECS.

Flexible coverpant to fit the 8K girdle. Durable design with stripe, zipper, belt and ankle Velcro attachment.

**COLORS** Royal (03), Navy (04), Green (06), Red (13), Black (14)



## BP COVER REEBOK 4K

**SIZES** **Art. No.**  
JR 140 - 160 457 1401

### SPECS.

Flexible coverpant to fit the 4K girdle. Durable design with stripe, zipper, belt and ankle Velcro attachment.

**COLORS** Royal (03), Navy (04), Green (06), Red (13), Black (14)



## BP GIRDLE 8K

**SIZES** **Art. No.**  
SR S, M, L, XL 451 0802

### SPECS.

Girdle for elite players. Great protection over the hips and thighs. New Velcro attachment over the thighs. Has a tight fit to ensure best protection.

**COLORS** Black (14)



## BP GIRDLE 4K

**SIZES** **Art. No.**  
JR 140 - 160 457 0401

### SPECS.

Girdle for junior players. Great protection over the hips and thighs. Has a tight fit to ensure best protection.

**COLORS** Black (14)





## SOCKS BANDY

SIZES	Art. No.
SR 28"	457 0900
JR 24"	457 0901

### SPECS.

1/2 zip pull over, ventilated mesh panels, snaps.  
for armbands, embroidered CCM landmark.  
Fabric content: 100% Polyester.

### COLOR

Royal (03), Navy (04), Green (06), Yellow (07), Red (13), Black (14), White (15)



## GAITER BANDY

Art. No.	457 0950
----------	----------

### SPECS.

Nicely knitted bandy sock with foot strap.

### COLOR

Royal (03), Navy (04), Green (06), Yellow (07), Red (13), Black (14), White (15)



## BALL BANDY 100 PACK

		Art. No.
100 PACK	Cerise	452 0723
1 PACK	Cerise - Royal	452 0720

### SPECS.

Bulk pack 100 pcs.  
Individually packaged.

### COLOR

Cerise (2B5), Royal (03)







**CCM**







# GOALIE

## RBZ GOALIE SKATE

CCM IS INTRODUCING A NEW ADVANCED GOAL COWLING THAT HELPS PROVIDE ELITE PLAYERS WITH FREAKISHLY FAST MOVEMENTS IN THE CREASE, MAKING IT EVEN HARDER FOR PUCKS TO GET PAST.



### PROLITE G COWLING



Ultra light for a Freakishly fast recovery from post to post. For an aggressive push off angle for today's goalies.

### CUSTOM SUPPORT INSOLES



All new custom insoles provide full contact between the foot and the skate stimulating greater reaction in the foot muscles for enhanced speed on the ice.

### SPEEDCORE TECHNOLOGY



An advanced composite quarter package provides pro level stiffness to maximize your foot's reaction speed and explosiveness in tight situations.

## RBZ GOALIE SKATE [SKRBZG]

### SIZES

				Art. No.
SR	6 - 12	D	Full/Half	349 6712
SR	6 - 12	EE	Full/Half	349 6713

#### QUARTER

**New Action Form™ Composite**  
Provides for a reinforced outer core that is fully heat moldable.

#### CORE

**Pro reinforced heat moldable Speed Core**  
For accelerated foot reaction and heat customization.

#### LINER

**Full CLARINO+ liner**  
Enhances high performance fit and comfort.

#### MIDSOLE

**Light weight Composite midsole**  
Increases support for enhanced blade to boot interface.

#### FOOTBED

**Custom support insole**  
Customised arch support.

#### TONGUE

**Pro injected foam & felt tongue with added lace bit protection**  
Light weight lace bite with a pro feel.

#### ANKLE PADDING

**High density Poron memory foam**  
Long lasting fit and comfort.

#### COWLING

**Prolite G with Carbon impact inserts**  
Light weight with increases recovery angle for quicker recovery to the set position.

#### TOE SHIELD

**Added toe and heel protection**

#### RUNNER

**Prolite G Stainless**  
Provides superior edge life for long term performance.





## RBZ 90G GOALIE SKATE [SK90G]

SIZES	Art. No.
SR 6 - 12 D Full/Half	349 6723

## RBZ 80G GOALIE SKATE [SK80G]

SIZES	Art. No.
SR 6 - 12 EE Full/Half	349 6731
JR 1 - 5 EE Full	349 6733

## RBZ 70G GOALIE SKATE [SK70G]

SIZES	Art. No.
JR 1 - 5 D Full	349 6741

QUARTER	<b>New Action Form™ Composite</b> Provides for a reinforced outer core that is fully heat moldable.
CORE	<b>Pro reinforced heat moldable EPP foam core</b> For added strength and heat customization.
LINER	<b>Duratex™ liner</b> Provides a good balance between durability and moisture wicking.
MIDSOLE	<b>Surlyn midsole</b> Provides a good structure for blade interface.
FOOTBED	<b>Anatomical response</b> Good comfort.
TONGUE	<b>Pro injected foam &amp; felt tongue with lace bite protection</b> Light weight lace bite with a pro feel.
ANKLE PADDING	<b>High density Poron memory foam</b> Long lasting fit and comfort.
COWLING	<b>Prolite G with Carbon impact inserts</b> Light weight with increases recovery angle for quicker recovery to the set position.
TOE SHIELD	<b>Added toe and heel protection</b>
RUNNER	<b>Prolite G Stainless</b> Provides superior edge life for long term performance.

QUARTER	<b>Vectorwear surlyn</b> Highly reactive outer shell with added reinforcement for instore heat activation.
CORE	<b>Customizable EPP Foam</b> The most heat moldable core offered in CCM skates.
LINER	<b>Heavy duty microfiber</b> Created for added comfort with durability for extra wear in mind.
FOOTBED	<b>Anatomical response</b> Good comfort.
TONGUE	<b>7mm felt + foam tongue with added lace bite protection</b> Comfort and added protection for lace bite.
ANKLE PADDING	<b>High density Poron memory foam</b> Long lasting fit and comfort.
COWLING	<b>Prolite G with fiberglass impact inserts</b> Light weight with increases recovery angle for quicker recovery to the set position.
TOE SHIELD	<b>Added toe and heel protection</b>
RUNNER	<b>Prolite G Stainless</b> Quality stainless for long term performance.

QUARTER	<b>Sublimated tech mesh</b> Durable outer shell for hockey.
LINER	<b>Heavy duty microfiber</b> Created for added comfort with durability for extra wear in mind.
FOOTBED	<b>Lightweight CCM</b> Light and comfortable.
TONGUE	<b>Felt tongue with lace bite protection</b> Gives comfort and protection.
COWLING	<b>Prolite G with plastic impact inserts</b> Light weight with increases recovery angle for quicker recovery to the set position.
RUNNER	<b>Prolite G</b> Quality stainless for long term performance.
JR ONLY EYELET FACINGS	<b>Flexible facings with smaller top eyelets</b> Makes it easier for kids to tie their skates tight.
LACES	<b>Wax laces</b> Help the youth tie his own skates tightly.

### JR sizes 1-3

**COWLING**  
**Non-vented Prolite G with plastic impact inserts**  
Light weight with increases recovery angle for quicker recovery to the set position.





# COWLING

## PROLITE G COWLING

CCM IS INTRODUCING A NEW ADVANCED GOAL COWLING THAT HELPS PROVIDE ELITE PLAYERS WITH FREAKISHLY FAST MOVEMENTS IN THE CREASE, MAKING IT EVEN HARDER FOR PUCKS TO GET PAST.

### TOE SHIELD

- Increased protection at frequent impact zone

### CUT OUTS

- Composite reinforced
- Increases recovery angle
- Seamless boot interface

### PROLITE G STAINLESS STEEL

- Longer lasting edge
- Contoured for today's goalie styles
- Replaceable

### LIGHT WEIGHT

PROLITE G <sup>N</sup>  
COWLING [COWLPG]

The all new Prolite G cowling Provides an aggressive angle to maximize recovery while minimizing gaps

# ACCESSORIES

## PROLITE G COWLING

**[PG.L]** LEFT 349 0681  
**[PG.R]** RIGHT 349 0682



## GOALIE PROLITE G STAINLESS RUNNER

**[PLGS]** PAIR  
Art. No. 349 0680



## GOALIE CUSTOMLITE COWLING

YOUTH	13	13.5
	1	

JUNIOR	1	1.5	2	2.5	3	3.5	4	4.5	5	5.5
	1	2	3	4	5	6				

SENIOR	6	6.5	7	7.5	8	8.5	9	9.5	10	10.5	11	11.5	12	13
	6	7	8	9	10	11	12							

## GOALIE PROLITE G COWLING

YOUTH	13	13.5
	1	

JUNIOR	1	1.5	2	2.5	3	3.5	4	4.5	5	5.5
	1	2	3	4	5					

SENIOR	6	6.5	7	7.5	8	8.5	9	9.5	10	10.5	11	11.5	12	13
	6	7	8	9	10	11	12							

## CUSTOM SUPPORT INSOLES

SPECIFICALLY ENGINEERED FOR HOCKEY! [ACCS]

Powered by **currexSole**

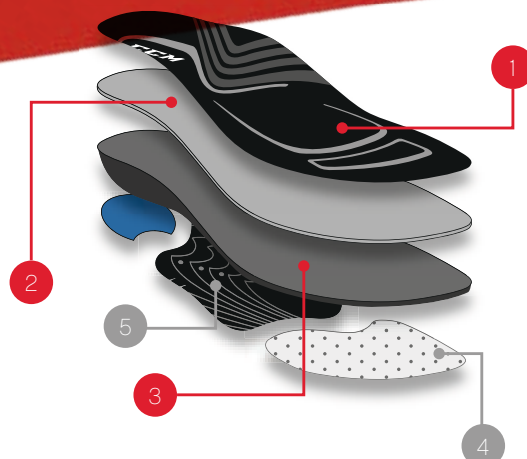
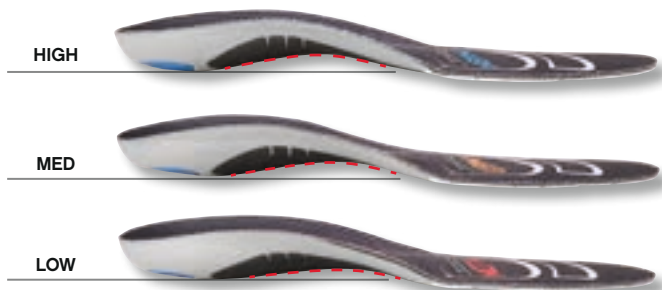
**YOUR FOOT IS A SENSOR**

BY PROVIDING FULL CONTACT TO THE FOOT'S SOLE, THE MYOFASCIAL STRUCTURE OF THE FOOT IS FULLY ACTIVATED STIMULATING GREATER REACTION IN THE FOOT MUSCLES FOR ENHANCED SPEED.

### DYNAMIC ARCH CRADLE (DAC)

DESIGNED TO REDISTRIBUTE PRESSURE EVENLY AND STABILIZE EXCESSIVE MOVEMENTS WHICH LEAD TO INJURY. THE DAC DIFFERS IN DENSITY, SHAPE AND RESPONSIVENESS DEPENDENT ON FOOT TYPE AND LENGTH.

CCM INSOLES ARE AVAILABLE IN THREE DIFFERENT ARCHES



#### TOP LAYER:

- 1 Breathable fabric that allows moisture to diffuse sweat into the middle layer.

#### MIDDLE LAYER:

- 2 Freeflex memory foam absorbs moisture and reduces odor. The foam adapts to the contours of your foot improving fit.

#### BASE LAYER:

- 3 curEVA: a unique shock absorbing material that provides optimum cushioning.
- 4 "RPD" System: Rivet Pressure Distribution, optimizing forefoot comfort and reducing stress.

#### THE FOOTDISC [ACFD]

- Defines arch type in seconds
- Acts as a foot gauge
- Made from durable materials



#### SIZE CHART

2 - 3.5	4 - 5.5	6 - 7.5	8 - 9.5	10 - 11.5	12 - 13
XS	S	M	L	XL	XXL

\* Packaged in a box







## EXTREME FLEX II [HSXFL2]

N

### BLADE

Full graphite blade  
Exceptional feel and control.

### PADDLE

Foam core with  
fiberglass laminates  
Lightweight, pro feel and durability.

### HANDLE

Full Composite Handle  
Extremely light and extremely  
durable.

### PATTERNS

C13  
HH13

### SIZES

SR	Art. No.
67cm	376 2267
69cm	376 2269
71cm	376 2271

## EXTREME FLEX II GOALIE STICK

THE CCM EXTREME FLEX II GOALIE STICK IS DESIGNED TO MEET THE NEEDS OF PROS AS IT IS THE LIGHTEST AND BEST BALANCED STICK WE HAVE EVER MADE. THE LIGHTWEIGHT AND EXTRA STIFF FULL GRAPHITE BLADE HELPS PROVIDE AN AMAZING FEEL AND IMPROVED PUCK HANDLING. THE NEW THIN PADDLE DESIGN IMPROVES THE OVERALL BALANCE AND REDUCES WEIGHT, WHILE THE COMPOSITE REINFORCEMENT ENSURES HIGH DURABILITY. THE FULL COMPOSITE HANDLE IS VERY LIGHT, DURABLE, AND REMARKABLY CONSISTENT.

### COMPOSITE HANDLE

Extremely light and durable.  
Taking advantage of the  
technologies that have been  
perfect in player sticks.

### NEW THIN PADDLE

Reinforcement with  
composite for an  
incredibly light stick  
with true pro feel.

### FULL GRAPHITE BLADE

Light and stiff for great feel and control.



# STICKS

## 1060

[HS1060]

N

BLADE

**Full graphite blade**  
Exceptional feel and control.

PADDLE

**Foam core with fiberglass laminates**  
Lightweight, pro feel and durability.

HANDLE

**Aspen core with fiberglass laminates**  
Very lightweight and high durability.

### PATTERNS

C13  
HH13

### SIZES

SR	Art. No.
67cm	376 2167
69cm	376 2196
71cm	376 2171

## 860

[HS860]

N

BLADE

**Polyurethane foam injected blade with fiberglass reinforcements**  
For strength and feel.

PADDLE

**Foam core with fiberglass**  
Reduces vibrations from impact.

HANDLE

**Multi-laminate handle**  
High durability.

### PATTERNS

C13

### SIZES

SR	Art. No.
65cm	376 2065
JR	
62cm	376 2062
57cm	376 2057
YT	
50cm	376 2050





## Reebok PREMIER

[HSPRE]

GRIP	Combination raised grip with Griptonite For incredible feel and control.
PADDLE STIFFNESS	New stiffness profile A traditional feel with improved shooting characteristics.
PADDLE CONSTRUCTION	Prepreg composite with new high performance foam core Exceptional durability, lightweight, and improved rebound control.
BLADE	Accublade technology A very stiff blade from heel to toe for more accurate passes and improved rebound control.

### PATTERNS

Crawford  
Luongo

### SIZES

SR

58 cm - Luongo L/R  
Art. No. 474 7558

67 cm - Crawford L, Luongo R  
Art. No. 474 7567

69 cm - Crawford L, Luongo R  
Art. No. 474 7569

71 cm - Crawford L, Luongo R  
Art. No. 474 7571

## PREMIER GOALIE STICK

THE NEW REEBOK PREMIER GOALIE STICKS ARE THE FIRST COMPOSITE GOALIE STICKS TO FULLY EXPLOIT THE BENEFITS OF COMPOSITE FIBERS. THE PREMIER STICKS ARE A FULLY TUNED PRODUCT, TAKING ADVANTAGE OF LIGHTWEIGHT COMPOSITE BUT WITH THE STIFFNESS PROFILE OF THE MOST POPULAR FOAM CORE STICK IN THE NHL. THE STIFFNESS PROFILE PROVIDES A TRADITIONAL FEEL WITH GREAT REBOUND CONTROL AND AMAZING PUCK PLAYING ABILITY.

### DUAL GRIP

The combination of Griptonite and a raised grip provides great feel and playability.

### NEW PADDLE CONSTRUCTION

High quality, lightweight foam to dampen vibrations and help control rebounds.

### NEW STIFFNESS PROFILE

Same stiffness characteristics as the most popular foam core stick in the NHL.

50 / COREY  
CRAWFORD



## Reebok PREMIER 28K

[HS28K]

### GRIP

**Combination raised grip with Griptonite**  
For incredible feel and control.

### PADDLE STIFFNESS

**New stiffness profile**  
A traditional feel with improved shooting characteristics.

### PADDLE CONSTRUCTION

**Super lightweight OPS**  
Better puck control with a weave that reduces vibrations.

### BLADE

**Accublade technology**  
A very stiff blade from heel to toe for more accurate passes and improved rebound control.

## PATTERNS

Crawford  
Luongo

## SIZES

### SR

58 cm - Luongo L/R  
Art. No. 474 7658

61 cm - Luongo L/R  
Art. No. 474 7661

67 cm - Crawford L, Luongo R  
Art. No. 474 7667

69 cm - Crawford L, Luongo R  
Art. No. 474 7669

71 cm - Crawford L  
Art. No. 474 7671

## Reebok PREMIER 24K

[HS24K]

### GRIP

**Griptonite shaft**  
For incredible feel and control.

### PADDLE STIFFNESS

**New stiffness profile**  
A traditional feel with improved shooting characteristics.

### PADDLE CONSTRUCTION

**Lightweight OPS**  
Better puck control with a weave that reduces vibrations.

### BLADE

**Accublade technology**  
A very stiff blade from heel to toe for more accurate passes and improved rebound control.

## PATTERNS

Crawford  
Luongo

## SIZES

### SR

58 cm - Luongo L/R  
Art. No. 474 7758

61 cm - Luongo L/R  
Art. No. 474 7761

67 cm - Crawford L, Luongo R  
Art. No. 474 7767

69 cm - Crawford L, Luongo R  
Art. No. 474 7769

71 cm - Crawford L, Luongo R  
Art. No. 474 7771

# CURVES

1 / ROBERTO  
LUONGO

> 

[155-1]

**LIE** 14  
**FACE** STRAIGHT  
**CURVE** MID  
**TOE** ROUND  
**LENGTH** MEDIUM

For goalies who like to control the puck around the net.



50 / COREY  
CRAWFORD

> 

[182-1]

**LIE** 14  
**FACE** SLIGHTLY OPEN  
**CURVE** MID  
**TOE** ROUND  
**LENGTH** MEDIUM

A large curve to help move the puck up the ice.









## PRO GOALIE MASK

INSPIRED BY THE PRO MASK BY THE LEGENDARY LEFEVRE FAMILY, THE NEW CCM GOALIE MASK IS AN AUTHENTIC LEFEVRE DESIGN. THE MOLDED PROFILE ALLOWS THE FACE TO SIT FURTHER TO THE FRONT FOR GREATER PERIPHERAL VISION WITH A NEW COMFORT FOAM LINER AND ADJUSTABLE CHIN CUP TO DELIVER A MASK THAT FEELS WEIGHTLESS.

BY **Lefevre**



### ADJUSTABLE CHIN CUP

Velcro chin cup adjustment provides a customized pro fit to balance weight.

### COMFORT LINER + NEW SWEATBAND

Dual-density pro VN liner with comfort foam system to assure a custom fit and includes new PRO CCM sweatband.



### MORE VISION

Pro-inspired shell design increases vision to improve performance and reaction time.



BLACK



WHITE

**CCM**

## PRO GOALIE MASK [GFPRO]

### SIZES

SR S, M, L

### Art. No.

655 0100

SHELL Carbon / Kevlar

LINER Triple Density VN and EVA foam

CAGE COMPOSITION Stainless steel

CAGE Certified Cat eye

CHIN CUP Adjustable Velcro

SWEATBAND Terry Cloth

CERTIFICATIONS CSA, HECC, CE

SIZES  
S: 21 1/4 - 22 7/8 • 54 - 58 cm  
M: 22 - 23 1/2 • 56 - 60 cm  
L: 22 1/2 - 24 • 57 - 61 cm



BLACK



BLACK

**CCM**

## 9000 GOALIE MASK

[GF9000]

### SIZES

SR

S, M, L

### Art. No.

655 0110

SHELL	Fiberglass
LINER	Triple Density VN and EVA foam
CAGE COMPOSITION	Stainless Steel
CAGE	Certified Cat eye
CHIN CUP	Adjustable Velcro
SWEATBAND	Silk Screen
CERTIFICATIONS	CSA, HECC, CE

SIZES  
 S: 21 1/4 - 22 7/8 • 54 - 58 cm  
 M: 22 - 23 1/2 • 56 - 60 cm  
 L: 22 1/2 - 24 • 57 - 61 cm

\*Products carrying a Non-Certified designation do not meet the certification requirements of CSA and HECC, not for sale in Canada.

**CCM**

## 7000 GOALIE MASK

[GF7000]

### SIZES

SR

One Size Fits All

JR

One Size Fits All

YT

One Size Fits All

### Art. No.

655 0115

655 0130

655 0140

SHELL	Polycarbonate
LINER	VN foam
CAGE COMPOSITION	Carbon
CAGE	Certified Cat eye
CHIN CUP	Foam chin cup
SWEATBAND	No Sublimation
CERTIFICATIONS	CSA, HECC, CE

SIZES  
 SR: 22 1/2 - 24 • 57 - 61 cm  
 JR: 22 - 23 1/2 • 56 - 60 cm  
 YT: 21 1/4 - 22 7/8 • 54 - 58 cm

## 7000 MASK DECALS

STRIPE Art. No. 655 0135





# FACE MASK REPLACEMENT PARTS



**CCM**

## PRO GOALIE CAGE

[GFMPRO]

**SIZES**  
SR S, M/L Art. No. 655 0050

CONSTRUCTION Titanium

CAGE Certified Cat-eye

COLORS White Chrome

SIZES M/L CAGE FITS  
GFPRO M and L  
GF9000 M and L  
GF7000 SR

SMALL CAGE FITS  
GFPRO SMALL  
GF9000 SMALL  
GF7000 JR



**CCM**

## PRO GOALIE CAGE

NON-CERTIFIED

**SIZES**  
SR S, M/L Art. No. 655 0040

CONSTRUCTION Titanium

CAGE Non-Certified Cat-Eye\*

COLORS White Chrome

SIZES M/L CAGE FITS  
GFPRO M and L  
GF9000 M and L  
GF7000 SR

SMALL CAGE FITS  
GFPRO SMALL  
GF9000 SMALL  
GF7000 JR



**CCM**

## 9000 GOALIE CAGE

[GFM900]

**SIZES**  
SR S, M/L Art. No. 655 0049

CONSTRUCTION Stainless Steel

CAGE Certified Cat-eye

COLORS White Chrome

SIZES M/L CAGE FITS  
GFPRO M and L  
GF9000 M and L  
GF7000 SR

SMALL CAGE FITS  
GFPRO SMALL  
GF9000 SMALL  
GF7000 JR

\*Products carrying a Non-Certified designation do not meet the certification requirements of CSA and HECC. not for sale in Canada.

**CCM**


## ACCESSORY KIT [ACMKIT]

INCLUDES STRAPS AND SNAPS

655 0060

### STRAPS


Adjustment goalie mask strap for all CCM goalie mask models.



### SNAPS

For all CCM goalie mask models.

655 0062



## SWEATBANDS [ACSWBD]

**SIZES** Thick [ACSWBDTHCK] 655 0063 -Packs of 3 units  
Thin [ACSWBDTHIN] 655 0064 -Packs of 3 units

**FEATURES** Thick and thin goalie mask sweatbands for all CCM goalie mask models.



## GOALIE LEXAN THROAT GUARD

[TGCCM]

Pro design Lexan throat guard improves freedom of movement. Clear material with Anti-Fog allows greater visibility.

655 0065



## CHIN CUP [ACCHIN]

Chin cup for all CCM goalie mask models

655 0061





## EXTREME FLEX II PADS

### EXTREME POWER PUSH

THE NEW EXTREME FLEX II GOAL PADS ARE RE-DESIGNED AND TESTED TO CLOSE THE FIVE HOLE QUICKER. THE NEW LIGHTER DESIGN OFFERS THE SINGLE KNEE STRAP TOO MAXIMIZE ROTATION IN THE LEG CHANNEL. RE-ENGINEERED BOOT FOAM CORE PROVIDES INCREASED TORSIONAL FLEX FOR THE DEEPER POWER PUSH TO EXPLODE ACROSS THE CREASE.

### POWER PUSH

Re-engineered boot core design with torsional flex for maximum Power Push.



### WEIGHT SAVING

New lightweight strap set-up improves performance in your game.



### QUICKNESS

Re-designed and tested to close the five hole quicker.





# EXTREME FLEX II CATCH GLOVE

D30® SUPERIOR PROTECTION  
WITH GAME READY FIT

THE NEW EXTREME FLEX II GLOVE FEATURES D30® SMART FOAM IN THE PALM TO HELP PROVIDE GREATER SHOCK ABSORPTION. WITH D30® FOAM, THE GREATER THE IMPACT, THE MORE THE MOLECULES LOCK TOGETHER HELPING TO PROVIDE BETTER PROTECTION.

## D30® TECHNOLOGY

Greater protection for superior shock absorbing results.

POWERED BY  
**D30®**  
IMPACT PROTECTION



## BACKHAND

Re-designed backhand construction increased for comfort and feel.



## NEW INJECTED RESIN

Offers greater protection and durability.



## D30® PALM

Helps reduce vibration and enhances comfort level.

POWERED BY  
**D30®**  
IMPACT PROTECTION



## COVERAGE AND PROTECTION

Bindingless blocker with inside high density foam.



## ADJUSTABLE CUFF

Adjustable cuff allows more mobility for rebound control and stick handling.



# EXTREME FLEX II BLOCKER

D30® SUPERIOR PROTECTION TO REDUCE VIBRATION  
REDUCE THE VIBRATION IN YOUR HAND WITH D30 FOAM TECHNOLOGY IN THE NEW EXTREME FLEX II BLOCKER PALM. D30® USES SMART TECHNOLOGY WHICH REACTS TO IMPACT TO OFFER INTELLIGENT SHOCK ABSORPTION WHILE REMAINING SOFT AND FLEXIBLE FOR THE PALM OF YOUR HAND.





\* CUSTOM COLOR SHOWN AND MANY OTHER COLORS AVAILABLE

**CCM**

## EXTREME FLEX II PRO GOAL PADS

N

### SIZES

SR 33+1, 34+1, 34+2, 34+3, 35+3  
INT Custom sizes only

### Art. No.

365 1700

**CCM**

## EXTREME FLEX II 860 GOAL PADS

N

### SIZES

SR 32+1, 34+1, 34+2, 34+3  
INT 29+1, 31+1

### Art. No.

365 1710  
365 1720

**CCM**

## EXTREME FLEX II 760 GOAL PADS

N

[GP760]

### SIZES

JR 24+1, 26+1, 28+1, 30+1  
YT 21, 23

### Art. No.

365 1730  
362 1740

BOOT FLEX	90 degree with Torsional Flex Power Push
OUTER FLEX	Single Break Maximize Coverage
INNER FLEX	Pre-curved Single Break Core Closes the 5 hole
LEG/BOOT CHANNEL	Shallow Soft Freedom of movement
INNER LEG CHANNEL	Loose Fit 2 Calf Straps Outer pad seals tight to the post
LEG STRAP SYSTEM	New single knee strap Lighter weight
KNEE CRADLE	Recessed foam Larger landing surface
KNEE RAISER	3D Injection molded EPP foam Seals pad to the ice
THIGH PROTECTOR	Legal Thigh Protector with dual HD foam Thigh Protection

BOOT FLEX	90 degree with Torsional Flex Power Push
OUTER FLEX	Single Break Maximize Coverage
INNER FLEX	Pre-curved Double Break Core Closes the 5 hole
LEG/BOOT CHANNEL	Shallow Soft Freedom of movement
INNER LEG CHANNEL	Loose Fit 2 Calf Straps Outer pad seals tight to the post
LEG STRAP SYSTEM	New single knee strap Lighter weight
KNEE CRADLE	Recessed foam Larger landing surface
KNEE RAISER	EPE foam Seals pad to the ice
THIGH PROTECTOR	Legal Thigh Protector Thigh Protection

BOOT FLEX	90 degree with Torsional Flex Power Push
OUTER FLEX	Single Break Maximize Coverage
INNER FLEX	Pre-curved Double Break Core Closes the 5 hole
LEG/BOOT CHANNEL	Shallow Soft Freedom of movement
INNER LEG CHANNEL	Loose Fit 2 Calf Straps Outer pad seals tight to the post
LEG STRAP SYSTEM	New single knee strap Lighter weight
KNEE CRADLE	Recessed foam Larger landing surface
KNEE RAISER	EPE foam Seals pad to the ice
THIGH PROTECTOR	Legal Thigh Protector Thigh Protection

\*\*\*THESE ARE THE STOCK SPECS, SR PRO CAN ALSO BE ORDERED WITH CUSTOM SPECIFICATIONS.

STOCK COLOR



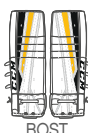
WWWW  
(SR ONLY)

STOCK COLOR

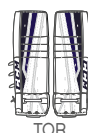


WWWW

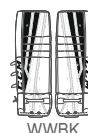
BOOKING COLORS



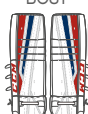
BOST



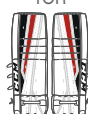
TOR



WWBK



MTL

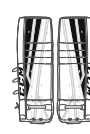


CHIC

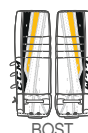


WNVS

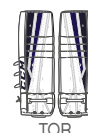
STOCK COLOR



WWBK



BOST



TOR



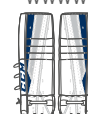
WWWW



MTL



CHIC



WNVS





\* CUSTOM COLOR SHOWN AND MANY OTHER COLORS AVAILABLE

## CCM EXTREME FLEX II PRO CATCH GLOVE [GMFX2]

N

SIZES	Art. No.
SR Regular, Full Right	365 1704
INT Regular, Full Right (Custom Only)	

## CCM EXTREME FLEX II 860 CATCH GLOVE [GM860]

N

SIZES	Art. No.
SR Regular, Full Right	365 1714
INT Regular, Full Right	365 1724

## CCM EXTREME FLEX II 760 CATCH GLOVE [GM760]

N

SIZES	Art. No.
JR Regular, Full Right	365 1734
YT Regular, Full Right	365 1744

CUFF / THUMB	One Piece Maximize Coverage
BREAK ANGLE	600 Middle of hand closure
PALM STIFFNESS	Game Ready with added protection Protection
HAND ADJUSTMENT	New back hand strap system Comfort
POCKET	Single Straight Tee Easier closure
FINGER GUARD	PRO HD Raised foam finger padding Protection
CUFF/THUMB COMPOSITION	Injection molded PE and EPE foam Maintain shape
THUMB RADIUS	Curved Direct puck into pocket
FINGER STALLS	Suregrip Quicker closure

CUFF / THUMB	One Piece Maximize Coverage
BREAK ANGLE	600 Middle of hand closure
PALM STIFFNESS	Game Ready with added protection Protection
HAND ADJUSTMENT	New back hand strap system Comfort
POCKET	Single Straight Tee Easier closure
FINGER GUARD	HD Raised foam finger padding Protection
CUFF/THUMB COMPOSITION	Injection molded PE and PE foam Maintain shape
THUMB RADIUS	Curved Direct puck into pocket
FINGER STALLS	Nash Comfort

CUFF / THUMB	Two Piece Wrist Flexibility
BREAK ANGLE	600 Middle of hand closure
PALM STIFFNESS	Game Ready Fit Easy break-in
HAND ADJUSTMENT	New back hand strap system Comfort
POCKET	Single Straight Tee Easier closure
FINGER GUARD	Low density finger padding Protection
CUFF/THUMB COMPOSITION	Injection molded PE and PE foam Maintain shape
THUMB RADIUS	Curved Direct puck into pocket
FINGER STALLS	Nash Comfort

\*\*\*\*THESE ARE THE STOCK SPECS, SR PRO CAN ALSO BE ORDERED WITH CUSTOM SPECIFICATIONS.

STOCK COLOR



WWWW  
(SR ONLY)

STOCK COLOR



WWWW

BOOKING COLORS



STOCK COLOR



WWBK

BOOKING COLORS







\* CUSTOM COLOR SHOWN AND MANY OTHER COLORS AVAILABLE

**CCM**

## EXTREME FLEX II PRO BLOCKER [GBEFX2]

N

SIZES	Art. No.
SR Regular, Full Right	365 1703
INT Regular, Full Right (Custom Only)	

**CCM**

## EXTREME FLEX II 860 BLOCKER [GB860]

N

SIZES	Art. No.
SR Regular, Full Right	365 1713
INT Regular, Full Right	365 1723

**CCM**

## EXTREME FLEX II 760 BLOCKER [GB760]

N

SIZES	Art. No.
JR Regular, Full Right	365 1733
YT Regular, Full Right	365 1743

FRONT FACE	<b>Bindingless</b> More blocking surface with increased durability
CUFF	<b>Adjustable Fit</b> Easier Stick Handling
PALM POSITION	<b>Center Palm Position</b> Balance
PALM	<b>Suregrip</b> Comfort with grip
PALM GUARD	<b>Suregrip Reinforced Hand</b> Durability
PALM GUSSET	<b>Ventilated Mesh</b> Breathability
LOCK THUMB PROTECTOR	<b>Injection Molded thumb</b> Protection
FINGER PROTECTORS	<b>Dual first finger with single wrap around</b> Protection
BLOCKING BOARD	<b>Heat laminated dual density foam with PE board</b> Rebound Control

FRONT FACE	<b>Bindingless</b> More blocking surface with increased durability
CUFF	<b>Adjustable Fit</b> Easier Stick Handling
PALM POSITION	<b>Center Palm Position</b> Balance
PALM	<b>Emboss synthetic</b> Comfort
PALM GUARD	<b>Emboss Reinforced Hand</b> Durability
PALM GUSSET	<b>Ventilated Mesh</b> Breathability
LOCK THUMB PROTECTOR	<b>Injection Molded thumb</b> Protection
FINGER PROTECTORS	<b>Dual first finger with single wrap around</b> Protection
BLOCKING BOARD	<b>Laminated dual density foam with PE board</b> Rebound Control

FRONT FACE	<b>Bindingless</b> More blocking surface with increased durability
CUFF	<b>Adjustable Fit</b> Easier Stick Handling
PALM POSITION	<b>Center Palm Position</b> Balance
PALM	<b>Emboss synthetic</b> Comfort
PALM GUARD	<b>Emboss Reinforced Hand</b> Durability
PALM GUSSET	<b>Ventilated Mesh</b> Breathability
LOCK THUMB PROTECTOR	<b>Injection Molded thumb</b> Protection
FINGER PROTECTORS	<b>Dual first finger with single wrap around</b> Protection
BLOCKING BOARD	<b>Laminated dual density foam with PE board</b> Rebound Control

\*\*\*\*THESE ARE THE STOCK SPECS, SR PRO CAN ALSO BE ORDERED WITH CUSTOM SPECIFICATIONS.

STOCK COLOR



WWWW  
(SR ONLY)

STOCK COLOR



WWWW

BOOKING COLORS



CHIC WWBK WNVS

STOCK COLOR



WWBK

BOOKING COLORS



CHIC WWW WNVS





## RETRO FLEX PADS

CUSTOM ORDERS ONLY [GPRFLX]

THE RETRO FLEX BRINGS THE NEWEST INNOVATION TO A CLASSIC GRAPHIC. WITH THE COLLABORATION OF EFLEX TECHNOLOGY AND A VINTAGE TIGHT FIT LEG CHANNEL THE GOAL PAD PLAYS LIKE A SUPER EXTENSION OF YOUR LEG AND WITH A SOFT 90 DEGREE BOOT ANGLE TO GIVE YOU A DEEPER PUSH.



FLAT INSIDE EDGE  
Solid seal to the ice.

FLAT  
INSIDE

MINI  
KNEE  
ROLLS

Reduce  
rebound,  
increased  
control.



SUPER  
TIGHT  
LEG  
CHANNEL

Softer tighter  
fit to the leg.  
\*Custom Option.





## RETRO FLEX GLOVE

CUSTOM ORDERS ONLY  
[GMRFLX]

THE RETRO FLEX GLOVE FEATURES THE 600 DEGREE ANGLE FOR A HAND CLOSURE CLOSER TO THE FINGERS. THE GLOVE DESIGN PROVIDES A LARGER POCKET OPENING WITHIN THE LEGAL SIZING REQUIREMENTS. THE ONE PIECE THUMB AND CUFF DESIGN PROVIDES MORE PROTECTION AT THE WRIST AREA AND THE INJECTION MOLDED THUMB MAINTAINS THE GLOVE SHAPE ON REPEATED IMPACT.

RAISED FINGER PADDING  
Protection.

STRAIGHT TEE  
Absorbs rebound.

ONE PIECE THUMB AND CUFF  
Maximize coverage.

INSIDE HIGH DENSITY FOAM

Maximize coverage.

CREAM NASH PALM

Soft comfortable feel.

ADJUSTABLE CUFF

Wrist mobility.

## RETRO FLEX BLOCKER

CUSTOM ORDERS ONLY  
[GBRFLX]

THE COLLABORATION OF BINDINGLESS CONSTRUCTION WITH THE VINTAGE GRAPHIC MAKES THE CLASSIC BLOCKER A MORE DURABLE PRODUCT THROUGHOUT THE SEASON. THE ADJUSTABLE CUFF ALLOW THE CUFF AREA TO OPEN UP FOR WRIST MOBILITY WHEN PLAYING THE PUCK WITH A CENTERED PALM POSITION TO PROVIDE BALANCE AND ADEQUATE COVERAGE ABOVE AND BELOW THE HAND.

## PREMIER XLT PADS

SOME OF THE MOST ADVANCED TECHNOLOGY FOR GOALTENDING EQUIPMENT WAS CREATED BY THE LEFEVRE DESIGN TEAM INCLUDING THE LIGHTWEIGHT, HIGH IMPACT, INJECTION MOLDED FOAM CORE. AVAILABLE FOR 2015, THE NEW PREMIER XLT FEATURES CROSSLINK FOAM TECHNOLOGY ADDING LIFE TO THE REBOUND TO DIRECT THE PUCK TO THE CORNER AND ALLOW THE GOALIE TO RECOVER. THE ELIMINATION OF BINDING ON THE INSIDE LANDING AREA PROVIDES A MORE DURABLE SOLID SEAL TO THE ICE. PREMIER XLT IS THE MOST CUSTOMIZABLE GOAL PAD FOR GOALIES WHO WANT TO ORDER LIKE A PRO.


### CROSSLINK FOAM

POWERFUL PUCK CONTROL  
Kick the rebound far for more time to recover.



### BINDINGLESS FLAT INSIDE EDGE

Goal pad seals to the ice with increased durability when sliding.



### OPEN SHALLOW LEG CHANNEL

Freestyle leg transitions with the calf moved in for tight position to the post.





## SUREGRIP PALM

Better grip for faster hand reaction.



## SINGLE OFFSET TEE

Offset tee pocket, easier closure.



## CROSSLINK FOAM

Increased protection for fingers.



# PREMIER XLT CATCH GLOVE

CREATING INNOVATIVE PRODUCTS THAT HELP ADVANCE GOALTENDING EQUIPMENT HAS BEEN IN REEBOK'S DNA SINCE THE INCEPTION OF PREMIER. THE PIONEER OF THE INJECTION MOLDED ONE-PIECE THUMB AND CUFF DESIGN HAS BEEN IMPROVED ADDING RIBS FOR DURABILITY. THE RADIUS ANGLE ABSORBS THE IMPACT OF REPEATED SHOTS ON THE THUMB AND CATCH AREA. CROSSLINK FOAM TECHNOLOGY ON THE HAND PROVIDES EXTRA PROTECTION FROM RUSHES TO THE NET.

## BINDINGLESS EDGE

Increased durability with defined blocking edge.



## MAXIMIZE COVERAGE

Finger to wrist inside blocker area.



## CROSSLINK FOAM

Full wrap around finger protection.



# PREMIER XLT BLOCKER

EVERY SINGLE PATTERN AND PIECE IN A BLOCKER MAKES THE DIFFERENCE WHEN BLOCKING A SHOT FROM THE LIGHTWEIGHT DUAL-DENSITY FOAM INSERT TO THE BINDINGLESS FACE THAT PROTECTS IT. THE INNOVATIVELY CRAFTED AN ADJUSTABLE CUFF INCREASES MOBILITY FOR PLAYING THE PUCK WITH A DURABLE REINFORCED GRIP PALM FOR GREAT STICK HANDLING. THE PREMIER XLT BLOCKER PALM POSITION CAN BE CUSTOMIZED TO CREATE MORE BLOCKING SURFACE BELOW THE HAND OR CENTERED FOR OPTIMUM BALANCE.







\* CUSTOM COLOR SHOWN AND MANY OTHER COLORS AVAILABLE

## Reebok PREMIER XLT GOAL PADS [GPXLT]

SIZES	Art. No.
SR 33+1, 34+1, 34+2, 34+3, 35+3	465 5000
SR Custom sizes	
INT Custom sizes only	

OUTER FLEX	<b>No Break</b> Maximize Coverage
INNER FLEX	<b>Precurved Single Break Core</b> Closes the 5 hole
BOOT ANGLE	<b>60 degree angle</b> Direct pucks to the side/corner
LEG/BOOT CHANNEL	<b>Shallow Soft</b> Faster 5 hole coverage
INNER LEG CHANNEL	<b>Loose Fit 2 Calf Straps</b> Outer pad seals tight to the post
LEG STRAP SYSTEM	<b>Adjustable</b> Customize fit
KNEE CRADLE	<b>Soft foam</b> Comfort
CORE	<b>Crosslink foam</b> Bigger rebound to recover
KNEE RAISER	<b>3D Injection molded EPP foam</b> Seals pad to the ice
THIGH PROTECTOR	<b>Legal Thigh Protector</b> Knee Protection

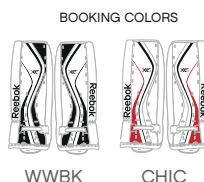
\*\*\*\*THESE ARE THE STOCK SPECS. SR PRO CAN ALSO BE ORDERED WITH CUSTOM SPECIFICATIONS.



## Reebok PREMIER X28 GOAL PADS [GPX28]

SIZES	Art. No.
SR 32+1, 34+1, 34+2, 34+3	465 5010
INT 29+1, 30+1, 31+1, 32+1	465 5020

OUTER FLEX	<b>No Break</b> Maximize Coverage
INNER FLEX	<b>Precurved Single Break Core</b> Closes the 5 hole
BOOT ANGLE	<b>60 degree angle</b> Direct pucks to the side/corner
LEG/BOOT CHANNEL	<b>Shallow Soft</b> Faster 5 hole coverage
INNER LEG CHANNEL	<b>Loose Fit 2 Calf Straps</b> Outer pad seals tight to the post
LEG STRAP SYSTEM	<b>Adjustable</b> Customize fit
KNEE CRADLE	<b>Soft foam</b> Comfort
CORE	<b>High Density/Low Density foam</b> Balanced weight
KNEE RAISER	<b>EPE foam</b> Seals pad to the ice
THIGH PROTECTOR	<b>Legal Thigh Protector</b> Knee Protection



## Reebok PREMIER X24 GOAL PADS [GPX24]

SIZES	Art. No.
JR 24+1, 26+1, 28+1, 30+1	465 5030
YT 21, 23 (Stock Color Only)	465 5040

OUTER FLEX	<b>No Break</b> Maximize Coverage
INNER FLEX	<b>Precurved Double Break Core</b> Closes the 5 hole
BOOT ANGLE	<b>60 degree angle</b> Direct pucks to the side/corner
LEG/BOOT CHANNEL	<b>Shallow Soft</b> Faster 5 hole coverage
INNER LEG CHANNEL	<b>Loose Fit 2 Calf Straps</b> Outer pad seals tight to the post
LEG STRAP SYSTEM	<b>Adjustable</b> Customize fit
KNEE CRADLE	<b>Soft foam</b> Comfort
CORE	<b>High Density/Low Density foam</b> Balanced weight
KNEE RAISER	<b>EPE foam</b> Seals pad to the ice
THIGH PROTECTOR	<b>Legal Thigh Protector</b> Knee Protection





\* CUSTOM COLOR SHOWN AND MANY OTHER COLORS AVAILABLE

## Reebok PREMIER XLT CATCH GLOVE [GMXLT]

SIZES	Art. No.
SR Regular, Full Right	465 5004
INT Regular, Full Right (Custom Only)	

## Reebok PREMIER X28 CATCH GLOVE [GMX28]

SIZES	Art. No.
SR Regular, Full Right	465 5014
INT Regular, Full Right	465 5024

## Reebok PREMIER X24 CATCH GLOVE [GMX24]

SIZES	Art. No.
JR Regular, Full Right	465 5034
YT Regular, Full Right (Stock Color Only)	465 5044

CUFF / THUMB	<b>One Piece</b> Maximize Coverage
BREAK ANGLE	<b>590</b> Middle of hand closure
PALM STIFFNESS	<b>Added protection with Game Ready Fit</b> Easy break-in
WRIST STRAPS	<b>Webbing strap through the cuff</b> Quick easy adjustment
POCKET	<b>Single Offset Tee</b> Easier closure
FINGER GUARD	<b>Raised foam finger padding</b> Protection
CUFF/THUMB COMPOSITION	<b>Injection molded PE and EPE foam</b> Impact Absorption
INNER PALM	<b>3/8" Felt</b> Game Ready Flex
FINGER STALLS	<b>Suregrip</b> Quick Release

CUFF / THUMB	<b>SR: One Piece</b> <b>INT: Two Piece</b>
BREAK ANGLE	<b>590</b> Middle of hand closure
PALM STIFFNESS	<b>Game Ready Fit</b> Easy break-in
WRIST STRAPS	<b>Webbing strap through the cuff</b> Quick easy adjustment
POCKET	<b>Single Offset Tee</b> Easier closure
FINGER GUARD	<b>Raised foam finger padding</b> Protection
CUFF/THUMB COMPOSITION	<b>Injection molded PE and PE foam</b> Impact Absorption
INNER PALM	<b>1/4" Polyester Felt/Foam</b> Game Ready Flex
FINGER STALLS	<b>Nash</b> Quick Release

CUFF / THUMB	<b>Two Piece</b> Wrist Flexibility
BREAK ANGLE	<b>590</b> Middle of hand closure
PALM STIFFNESS	<b>Game Ready Fit</b> Easy break-in
WRIST STRAPS	<b>Webbing strap through the cuff</b> Quick easy adjustment
POCKET	<b>Single Offset Tee</b> Easier closure
FINGER GUARD	<b>Low density finger padding</b> Protection
CUFF/THUMB COMPOSITION	<b>Injection molded PE and PE foam</b> Impact Absorption
INNER PALM	<b>1/4" Polyester Felt/Foam</b> Game Ready Flex
FINGER STALLS	<b>Emboss synthetic</b> Quick Release

\*\*\*\*THESE ARE THE STOCK SPECS. SR PRO CAN ALSO BE ORDERED WITH CUSTOM SPECIFICATIONS.

STOCK  
COLOR



WWWW  
(SR ONLY)

STOCK COLOR



WWWW

BOOKING COLORS



WWBK



CHIC

STOCK COLOR



WWBK

BOOKING COLORS



WWWW



CHIC



\* CUSTOM COLOR SHOWN AND MANY OTHER COLORS AVAILABLE

## Reebok PREMIER XLT BLOCKER [GBXLT]

SIZES		Art. No.
SR	Regular, Full Right	465 5003
INT	Regular, Full Right (Custom Only)	

FRONT	<b>Bindingless</b> Increased Durability
PALM POSITION	<b>Centered Palm Position</b> Balance
PALM	<b>Grey Suregrip</b> Hand grip
PALM GUARD	<b>Reinforced Hand</b> Durability
PALM GUSSET	<b>Ventilated Mesh</b> Breathability
LOCK THUMB PROTECTOR	<b>Molded thumb</b> Protection
FINGER PROTECTORS	<b>HD foam wrap</b> Protection
BLOCKING BOARD	<b>Heat laminated dual density foam with PE</b> Rebound Control
CUFF	<b>Adjustable Fit</b> Stick Handling

\*\*\*\*THESE ARE THE STOCK SPECS, SR PRO CAN ALSO BE ORDERED WITH CUSTOM SPECIFICATIONS.

STOCK  
COLOR



WWWWW  
(SR ONLY)

## Reebok PREMIER X28 BLOCKER [GBX28]

SIZES		Art. No.
SR	Regular, Full Right	465 5013
INT	Regular, Full Right	465 5023

FRONT	<b>Bindingless</b> Increased Durability
PALM POSITION	<b>Centered Palm Position</b> Balance
PALM	<b>Emboss synthetic</b> Hand grip
PALM GUARD	<b>Reinforced Hand</b> Durability
PALM GUSSET	<b>Ventilated Mesh</b> Breathability
LOCK THUMB PROTECTOR	<b>Molded thumb</b> Protection
FINGER PROTECTORS	<b>HD foam wrap</b> Protection
BLOCKING BOARD	<b>Laminated dual density foam with PE</b> Rebound Control
CUFF	<b>Adjustable Fit</b> Stick Handling

STOCK COLOR



WWWWW

BOOKING COLORS



WWBK



CHIC

## Reebok PREMIER X24 BLOCKER [GBX24]

SIZES		Art. No.
JR	Regular, Full Right	465 5033
YT	Regular, Full Right (Stock Color Only)	465 5043

FRONT	<b>Bindingless</b> Increased Durability
PALM POSITION	<b>Centered Palm Position</b> Balance
PALM	<b>Emboss synthetic</b> Hand grip
PALM GUARD	<b>Reinforced Hand</b> Durability
PALM GUSSET	<b>Ventilated Mesh</b> Breathability
LOCK THUMB PROTECTOR	<b>Molded thumb</b> Protection
FINGER PROTECTORS	<b>Low Density foam wrap</b> Protection
BLOCKING BOARD	<b>Laminated dual density foam with PE</b> Rebound Control
CUFF	<b>Adjustable Fit</b> Stick Handling

STOCK COLOR



WWBK

BOOKING COLORS



WWWWW



CHIC





## GOALIE KIT JR

**SIZES**

JR 26"

**Art. No.**

453 1207

**KEY FEATURES** FOUR-PIECE STREET GOALIE BOX KIT, INCLUDING:  
26" STREET GOAL PADS, CATCH GLOVE, BLOCKER  
AND CHEST PROTECTOR.



## GOALIE KIT YT

**SIZES**

YT 22"

**Art. No.**

453 1107

**KEY FEATURES** THREE-PIECE STREET GOALIE BOX KIT, INCLUDING:  
22" STREET GOAL PADS, CATCH GLOVE & BLOCKER.

### TOE BRIDGE HD/LACING (ONE PAIR) [AP8930]

**COLORS** Black, white 465 0037



### TOE SCREWS (4-PACK) [AP8130]

**COLORS** Black, white 465 0015



### BOOT STRAP (ONE PAIR) [AP8140]

**COLORS** Black, white 465 0027



### SHIN STRAP (ONE PAIR) [AP8150]

**COLORS** Black, white 465 0028



### BUCKLE STRAP TAB (4-PACK) [AP8160]

**COLORS** Black, white 465 0029



### ADJUSTABLE SINGLE BUCKLE TAB (ONE PAIR) [AP8940]

**COLORS** Black, white 465 0034



### TOE BRIDGE/ LACING (ONE PAIR) [AP8360]

**COLORS** Black, white 465 0032



### KNEE CRADLE ELASTIC/VELCRO (ONE PAIR) [AP8900]

**COLORS** Black, white 465 0035













## PREMIER CHEST PROTECTOR

MAXIMIZED PROTECTION AND BREATHABILITY  
HIGH PERFORMANCE D3O® FOAM TECHNOLOGY IN THE STERNUM OF THE NEW PREMIER CHEST PROTECTOR MAXIMIZES PROTECTION WHILE REMAINING FLEXIBLE. RE-DESIGNED WRAP AROUND MOLDED BICEP AND FOREARM PROTECTION ALLOWS AIR CHANNELS FOR INCREASED BREATHABILITY IN THE ARMS.



CCM



### D3O® STERNUM

D3O® inserts placed in the sternum help provide greater impact protection and rebound control.

POWERED BY  
**D3O®**  
IMPACT PROTECTION



### MOLDED ARMS

Maximum square coverage.



### ADJUSTABLE FIT SYSTEM

Custom adjustments for better fit and balance.



## PREMIER CHEST PROTECTOR [ABPREP]

N

### SIZES

SR S, M, L, XL

### Art. No.

365 1707

#### SHOULDER ADJUSTMENT

Quick Release Velcro adjustment  
Customize fit

#### STERNUM

D3O®  
Protection and reduced rebound

#### ARMS

Square design  
maximum coverage and rebound control

#### ARM HINGE

Molded PE foam  
Protection with flexibility

#### ELBOW CAP

JDP® Injection Molded PE Cap  
Protection

#### SHOULDER CAP

Molded HD foam with skin  
Protection

#### SIZING SPEC

S: Chest: 13" / Arm: 20"  
M: Chest: 14" / Arm: 21"  
L: Chest: 15" / Arm: 22"  
XL: Chest: 17" / Arm: 23"

# CL PRO CHEST PROTECTOR

THE CCM CL PRO CHEST PROTECTOR INCORPORATES BREATHABLE MATERIALS AND HIGH IMPACT EPP FOAMS TO OFFER LIGHTWEIGHT BODY PROTECTION. LARGER CHEST BLOCK FOAMS WITH A MOLDED STERNUM PROVIDE PRO LEVEL PROTECTION WITH ADJUSTABLE ARMS TO ACCOMMODATE THE PROPER LENGTH WITH THE GLOVES. NEWLY DESIGNED 3 PIECE MOLDED ELBOW CAP MAXIMIZES MOBILITY AND COMFORT.



## HIGH IMPACT PROTECTION

Molded foam creates air pockets to absorb impact.



## CL FOAM TECHNOLOGY

Lightweight without sacrificing protection.

## ELBOW LOCK

Protection stays in position.



## CL PRO CHEST PROTECTOR [ABCLPR]

### SIZES

SR S, M, L, XL

### Art. No.

365 1607

### SHOULDER WINGS

High Density Foam with Skin Protection

### STERNUM

Compression Molded High Density Foam with Skin Protection

### CHEST

Dual Density Foam with Skin Protection

### BICEP/FOREARM

Compression Molded High Density Foam with Skin Protection

### ELBOW CAP

Compression Molded foam Protection

### SHOULDER CAP

Compression Molded High Density Foam with Skin Protection

### SIZING SPEC

S: Chest: 13" / Arm: 18"  
M: Chest: 13" / Arm: 19"  
L: Chest: 15" / Arm: 20"  
XL: Chest: 17" / Arm: 21"

CCM



CCM



CCM

## PREMIER CHEST PROTECTOR <sup>N</sup> [ABPREM]

SIZES		Art. No.
SR	S, M, L, XL	367 1717
INT	S/M, L/XL	365 1727
JR	S/M, L/XL	365 1737

SHOULDER ADJUSTMENT	Quick Release Velcro adjustment Customize fit		
STERNUM	PE foam Protection		
ARMS	Square design maximum coverage and rebound control		
ARM HINGE	Molded PE foam Protection with flexibility		
ELBOW CAP	JDP® Injection Molded PE Cap Protection		
SHOULDER CAP	Molded HD foam Protection		
SIZING SPEC	SR: S:	Chest: 13" / Arm: 20"	
	M:	Chest: 14" / Arm: 21"	
	L:	Chest: 15" / Arm: 22"	
	XL:	Chest: 17" / Arm: 23"	
	INT: S/M:	Chest: 12" / Arm: 18"	
	L/XL:	Chest: 13" / Arm: 19"	
	JR: S/M:	Chest: 11" / Arm: 16"	
	L/XL:	Chest: 12" / Arm: 17"	

## CL 500 CHEST PROTECTOR [ABCL5]

SIZES		Art. No.
SR	S, M, L, XL	365 1617
INT	S/M, L/XL	365 1627
JR	S/M, L/XL	365 1637
YT	S/M	365 1647

SHOULDER WINGS	SR/INT: HD/LD Foam JR/YT: LD Foam Protection
STERNUM	SR/INT: HD/LD Foam JR/YT: LD Foam Protection
CHEST	SR/INT: HD/LD Foam JR/YT: LD Foam Protection
BICEP/FOREARM	SR/INT: HD/LD Foam JR/YT: LD Foam Protection
ELBOW CAP	SR/INT: Compression Molded foam JR/YT: PE Foam Protection
SHOULDER CAP	SR/INT: Molded HD foam JR/YT: HD Foam Protection
SIZING SPEC	SR: S: Chest: 13" / Arm: 18"
	M: Chest: 13" / Arm: 19"
	L: Chest: 15" / Arm: 20"
	XL: Chest: 17" / Arm: 21"
	INT: S/M: Chest: 12" / Arm: 18"
	L/XL: Chest: 13" / Arm: 19"
	JR: S/M: Chest: 10" / Arm: 15"
	L/XL: Chest: 11" / Arm: 16"
YT: S/M: Chest: 9" / Arm: 14"	







# PANTS

## PREMIER GOALIE PANTS

D30® SHOCK ABSORPTION TECHNOLOGY WITH THE BEST FIT AND FLEXIBILITY

THE LOW PROFILE HIGH IMPACT ABSORPTION D30® FOAM PROTECTION ADDED TO THE FRONT GROIN WILL PROVIDE CONFIDENCE IN THE NET. THE NEW PREMIER GOAL PANT BASED OFF THE 20K WITH THE INTERIOR BELT TO KEEP A SNUG FIT WHILE THE PANT PROVIDES MORE COVERAGE AND THE 1" ZIPPER EXTENSION ALLOWS FOR GROWTH MID-SEASON.



### CUSTOM LENGTH

Simple and easy to use adjustment zipper under the belt for 1" additional length.



### MAX COMFORT

The inner belt system allows the pant to be worn loose for more coverage.

### D30®

Placed in the high impact thigh zones, D30® smart foam helps add high performance shock absorption.

POWERED BY  
**D30®**  
IMPACT PROTECTION



**CCM**

## PREMIER PRO GOALIE PANT

**[HPGPRP]**

### SIZES

SR S, M, L, XL

### Art. No.

365 1709

### COLORS

Black, Navy

### COLORS BOOKING

Red, Royal

WAIST	Molded Plastic with Low Density Foam
LENGTH EXTENSION	Hidden Zipper with 1" length extender
THIGH PROTECTION	Molded HD foam with lightweight EPE foam
HIP PROTECTION	Molded Plastic with Low Density Foam

SPINE	Molded EVA foam
MATERIAL	420D High Abrasion Nylon with stretch zones
BELT	Inner belt system

SIZING SPEC	SR: S: Waist: 28" - 32"
	M: Waist: 32" - 36"
	L: Waist: 34" - 28"
	XL: Waist: 38" - 42"



# CL PRO GOALIE PANTS

THE CL PRO GOAL PANT FEATURES INNOVATIVE LIGHTWEIGHT FOAM TECHNOLOGY PROVIDING SUPERIOR PROTECTION WITHOUT SACRIFICING WEIGHT. THE MOLDED SEGMENTED FOAM WAISTBAND IS DESIGNED FOR GOALIES WHO PREFER TO WEAR THEIR CHEST PROTECTOR OUTSIDE THE PANT. A HIGHER WAIST DESIGN OFFERS MORE RIB PROTECTION AND THE MOLDED BACK CONTOURS TO THE BODY TO MAINTAIN PROTECTION WHILE MOVING.



## CUSTOM LENGTH

Simple and easy to use adjustment zipper under the belt for 1" additional length.



## TIGHTER FITTING WAIST

Better fit wearing chest protector out.



## MAX COVERAGE

Crazy light foam.



CCM

## CL PRO GOALIE PANTS [HPGCLPRO]

### SIZES

SR S, M, L, XL

### Art. No.

365 1609

### COLORS

Black, Navy

WAIST Molded Crazy Light Foam with inner belt

LENGTH EXTENSION Hidden Zipper with 1" length extender

THIGH PROTECTION Molded Crazy Light Foam

HIP PROTECTION Molded Crazy Light Foam

SPINE Molded HD foam

MATERIAL 420D High Abrasion Nylon with stretch zones

SIZING SPEC SR: S: Waist: 28" - 32"  
M: Waist: 32" - 36"  
L: Waist: 34" - 38"  
XL: Waist: 38" - 42"





CCM

## PREMIER GOALIE PANTS

N  
[HPGPRE]

SIZES		Art. No.
SR	S, M, L, XL	365 1719
INT	M, L, XL	365 1729
JR	S, M, L, XL	365 1739

COLORS	Black
--------	-------

WAIST	Molded Plastic with PE foam
LENGTH EXTENSION	SR: N/A INT / JR: Hidden Zipper with 1" length extender
THIGH PROTECTION	Molded Plastic with PE Foam
HIP PROTECTION	Molded Plastic with PE Foam
SPINE	SR / INT: Molded EVA foam JR: PE foam
MATERIAL	400D Nylon with stretch zones
BELT	SR / INT: Inner belt system JR: Outer belt

SIZING SPEC	SR:	S:	Waist:	28" - 32"
		M:	Waist:	32" - 36"
		L:	Waist:	34" - 38"
		XL:	Waist:	38" - 42"
	INT:	M:	Waist:	27" - 29"
		L:	Waist:	28" - 30"
		XL:	Waist:	29" - 31"
	JR:	S:	Waist:	22" - 24"
		M:	Waist:	23" - 25"
		L:	Waist:	24" - 27"
		XL:	Waist:	26" - 28"



CCM

## CL500 GOALIE PANTS [HPG500]

SIZES		Art. No.
SR	S, M, L, XL	365 1619
INT	M, L, XL	365 1629
JR	M, L, XL	365 1639
YT	S/M, L/XL (Black Only)	365 1649

COLORS	Black
--------	-------

WAIST	Molded PE foam
LENGTH EXTENSION	SR: N/A INT / JR / YT: Hidden Zipper with 1" length extender
THIGH PROTECTION	Molded PE foam
HIP PROTECTION	Molded PE foam
SPINE	PE foam
MATERIAL	400D Nylon with stretch zones

SIZING SPEC	SR:	S:	Waist:	28" - 32"
		M:	Waist:	32" - 36"
		L:	Waist:	34" - 38"
		XL:	Waist:	38" - 42"
	INT:	M:	Waist:	27" - 29"
		L:	Waist:	28" - 30"
		XL:	Waist:	29" - 31"
	JR:	M:	Waist:	23" - 25"
		L:	Waist:	24" - 27"
		XL:	Waist:	26" - 28"
	YT:	S/M:	Waist:	18" - 20"
		L/XL:	Waist:	20" - 22"

# D3O® INNOVATIVE TECHNOLOGY

## SHOCK ABSORPTION AND PROTECTION



D3O® TECHNOLOGY WAS INTEGRATED INTO CCM'S NEW GOALIE LINE IN ORDER TO HELP PROVIDE PLAYERS WITH GREATER SHOCK ABSORPTION AND ADDED IMPACT PROTECTION. D3O'S INTEGRATION INTO THE CHEST PROTECTOR, PANTS, CATCHER AND BLOCKER AT STRATEGIC LOCATIONS HELP TO MAXIMIZE COMFORT AND IMPROVE IMPACT ABSORPTION.

### PANTS

Placed in the high impact thigh zones, D3O® smart foam helps add high performance shock absorption.



### CHEST PROTECTOR

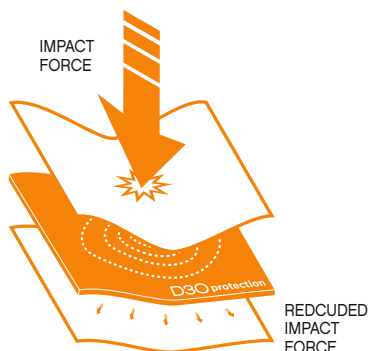
D3O® inserts placed in the sternum help provide greater impact protection and rebound control.




## WHAT IS D3O®?

D3O is a patented technology used to make a soft and flexible material with high shock absorbing properties, known as a smart material. D3O® has a unique molecular structure; in standard conditions, the molecules flow freely allowing the material to remain soft and flexible, but on impact, they lock together to absorb and dissipate the impact energy and reduce the transmitted force. The molecules instantly return to their flexible state. D3O is strain-rate sensitive, which means the stronger the impact, the more the molecules react, providing great protection.

### SHOCK ABSORPTION



### ENERGY RETURN



### CATCHER & BLOCKER

D3O® smart foam is strategically placed in the palm of the catcher and blocker to help provide better shock absorption.





**CCM**

## BNQ SHIRT STYLE THROAT COLLAR [TCPRO]

SIZES	Art. No.
SR	365 0708
JR	365 0738

**SPECS.** Mesh shirt with ballistic nylon coverage. Soft comfortable neck coverage. Sternum and clavicle protection. BNQ certified.



**CCM**

## BNQ THROAT COLLAR [TC500]

SIZES	Art. No.
SR	365 0625
JR	365 0526

**SPECS.** Articulating protection. Soft comfortable neck coverage. BNQ certified



**CCM**

## GOALIE PADDED SHIRT [PSHIRT]

SIZES	Art. No.
SR: M, L, XL	365 0620
JR: S/M, L/XL	365 0621

**SPECS.** Shoulder foam allows chest protector to sit higher. Bicep, sternum and rib foam for additional protection. Full mesh back increases breathability. Perforated foams increase air flow.

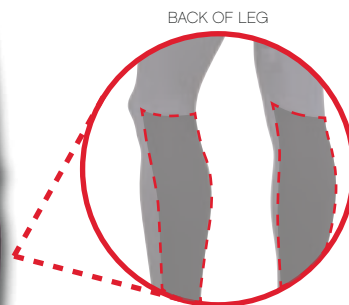


**CCM**

## GOALIE COMPRESSION PANT [ACGPNT]

SIZES	Art. No.
SR: M	Waist: 28"-32" Length: 34" 365 0645
SR: L	Waist: 32"-38" Length: 35"
SR: XL	Waist: 38"-44" Length: 37"

**SPECS.** Dyneema® cut resistant back leg panel. Inner leg foam protection. Velcro tabs. Compression fit.



**CCM**

## GOALIE JOCK [GJ500]

SIZES	Art. No.
SR: 30" - 38"	365 0640
INT: 26" - 30"	365 0641
JR: 22" - 26"	365 0642

**SPECS.** Molded cup protection. Soft conform padding. Waist foam protection. Adjustable waist attachment.



**CCM**

## GOALIE JILL [GJILL]

SIZES	Art. No.
Women: Waist	28" - 34" 365 0643

**SPECS.** Molded pelvic protection. Soft comfort padding. Waist foam protection. Adjustable waist fit





**CCM**

## PRO GOALIE KNEE PROTECTOR DESIGNED BY LEFEVRE [KPPRO]

N

### SIZES Art. No.

SR 365 0633

### SPECS.

Injection molded knee protection

Articulating hinge thigh and knee design

Adjustable elastic straps



**CCM**

## GOALIE KNEE PROTECTOR [KP500]

### SIZES Art. No.

SR 365 0630

INT 365 0631

JR 365 0632

### SPECS.

Carbon molded knee protection

Deep knee support

Elastic grip prevents slipping



**CCM**

## GOALIE KNEE PROTECTOR GARTER BELT [KPBELT]

N

### SIZES

### Art. No.

SR: Waist: 32" - 42"

365 0610

JR: Waist: 22" - 28"

365 0611

### SPECS.

2.5 heavy duty stretch with

adjustable Velcro waistband

Extra durable 1.25" thigh straps with

adjustable buckles



N

**CCM**

## CCM WHEELED GOALIE BAG

[EBGCCM]

### SIZES

43" L X 21" H X 20" W

### Art. No.

362 4290



FABRIC	<b>1680D polyester with heavy duty tarpaulin</b> Provides strength and durability against wear and tear.
WHEELS	<b>3 all-terrain wheels</b> Enhance mobility and stability anywhere.
OPENING	<b>U-shaped zipper opening</b> Wider access to main compartment for quick and easy packing.
HANDLE	<b>Multiple reinforced exterior grab handles</b> Facilitate transportation.
VENTILATION	<b>Ventilation grommets at sides</b> Allow air flow-through to promote freshness.
ACCESSORIES	<b>Side interior pocket</b> <b>Separate laundry and mask bag</b> <b>Skate mat</b>



**CCM**

## PRO WHEELED GOALIE BAG

[EBGPRO]

### SIZES

44" L X 24" H X 24" W

### Art. No.

362 4240

FABRIC	<b>1680D polyester construction and tarpaulin fabric backing</b> Provides strength and durability against wear and tear.
WHEELS	<b>3 all-terrain wheels</b> Enhance mobility and stability anywhere.
OPENING	<b>Full-length zipper opening</b> Facilitate packing and unpacking.
HANDLE	<b>Multiple reinforced exterior grab handles</b> Facilitate transportation.
VENTILATION	<b>Ventilation grommets at sides</b> Allow air flow-through to promote freshness.
ACCESSORIES	<b>Side interior pocket</b> <b>Separate laundry and mask bag</b> <b>Skate mat</b>



Mask Bag



Laundry Bag



Skate Mat




# Reebok

After a decade in the sport of hockey, Reebok Hockey will continue to offer trusted performance products to players of all levels. The brand new R-Series will continue to defy expectations by offering bold and distinctive products that stand out from the competition and make an impact on the ice where it matters most. Endorsed by the best player in the world Sidney Crosby, Reebok Hockey remains a brand of choice for the most demanding of players.







STICKS	188
HELMETS	190
GLOVES	192
SHOULDER PADS	194
SHINGUARDS	196
ELBOW PADS	197
PANTS	198

# TABLE OF CONTENTS

## REEBOK R27

THE NEW REEBOK R27 COMBINES TWO GREAT NEW TECHNOLOGIES TO CREATE AN AMAZINGLY RESPONSIVE STICK. THE QUICK 2 RESPOND (Q2R) BLADE IS A PRO PREFERRED STIFFNESS THAT HELPS CRADLE THE PUCK WHEN STICKHANDLING BUT HAS TREMENDOUS POP WHEN SHOOTING. THE LOW KICK POINT IS ACCENTUATED BY THE NEW EASY 2 LOAD TAPER. THE E2L TAPER CONSTRUCTION MAXIMIZES FEEL BY PROVIDING A SEAMLESS TRANSITION FROM SHAFT TO BLADE. REEBOK HAS ALWAYS DELIVERED HIGH PERFORMING STICKS TO THE BEST PLAYERS IN THE WORLD AND THE R27 CONTINUES THAT LEGACY.

## REEBOK R27

[HSR27]

WEIGHT	450 grams
BLADE	<b>Q2R Blade</b> The Quick 2 Respond Blade has great stiffness and feel for an unbelievable reaction time.
SHAFT	<b>E2L Taper</b> The Easy 2 Load Taper maximizes energy transfer between the shaft and blade for a very responsive stick.
KICK POINT	<b>Low kick point</b> Great for quickly loading all shots.
GEOMETRY	<b>T Geometry</b> Preferred by NHL players for control and accuracy.

### STIFFNESS Art. No.

SENIOR FLEX 85 / 60"

P29 476 0040

INT. FLEX 65 / 57"

P29 476 0030

JUNIOR FLEX 50 / 52"

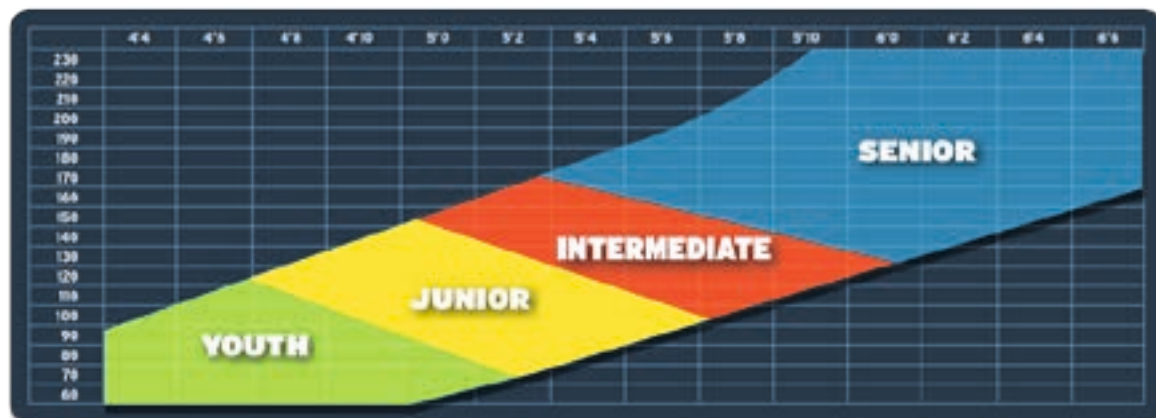
P29 476 0020

YOUTH FLEX 35 / 47"

P29 476 0015

### FLEX CHART

Choosing the right flex is crucial when buying a new stick, but it can also be tricky. This chart indicates which flex is best for every player, based on their height and weight.



Weight (lbs.)



Height (in.)

PATTERNS  
Crosby [P29]



# REEBOK R25

[HSR25]

WEIGHT	520 grams
BLADE	<b>Q2R Blade</b> The Quick 2 Respond Blade has great stiffness and feel for an unbelievable reaction time.
SHAFT	<b>E2L Taper</b> The Easy 2 Load Taper maximizes energy transfer between the shaft and blade for a very responsive stick.
KICK POINT	<b>Low kick point</b> Great for quickly loading all shots.
GEOMETRY	<b>T Geometry</b> Preferred by NHL players for control and accuracy.

## STIFFNESS Art. No.

SENIOR FLEX 85 / 60"

P29 476 0140

INT. FLEX 65 / 57"

P29 476 0130

JUNIOR FLEX 50 / 52"

P29 476 0120

# REEBOK R23

[HSR23]

WEIGHT	575 grams
BLADE	<b>Q2R Blade</b> The Quick 2 Respond Blade has great stiffness and feel for an unbelievable reaction time.
SHAFT	<b>Full Grip</b> Full spray grip for improved control.
KICK POINT	<b>Low kick point</b> Great for quickly loading all shots.
GEOMETRY	<b>T Geometry</b> Preferred by NHL players for control and accuracy.

## STIFFNESS Art. No.

SENIOR FLEX 85 / 60"

P29 476 0240

INT. FLEX 65 / 57"

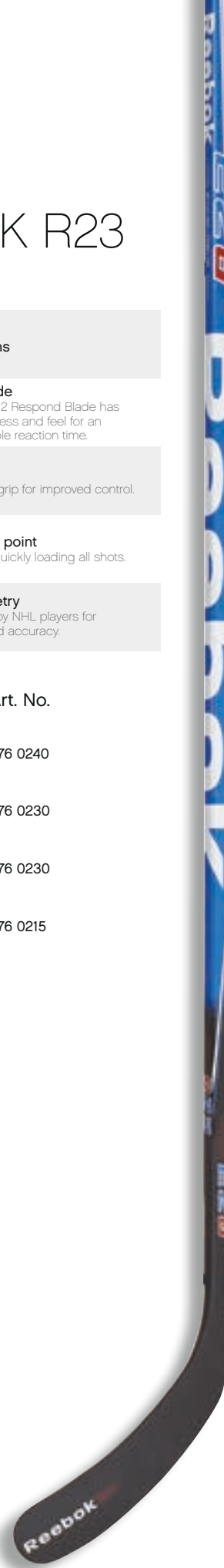
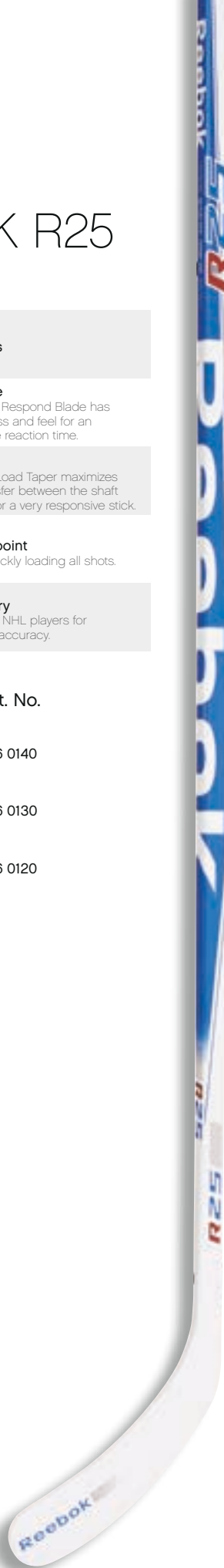
P29 476 0230

JUNIOR FLEX 50 / 52"

P29 476 0230

JUNIOR FLEX 35 / 47"

P29 476 0215



# HELMET

## 5K HELMET

[HT5K] Art. No. 451 5000

[HT5KC] Art. No. 451 5500 – Combo

SIZING	CIRCUMFERENCES
S	20" - 22" / 51 cm - 56 cm
M	21.5" - 23" / 55 cm - 59 cm
L	22.8" - 25" / 58 cm - 63 cm
<b>SPECS.</b>	
FIT	Fit clips for easy tool-free length adjustment to always find the perfect fit.
SHELL	Aerodynamic shell with ventilation designed provides low-profile fit and cool comfort all game long.
EARPIECE	Removable clear earpiece with pro ear loops.
LINER	EPP liner with comfort cushions for maximum protection and a snug fit.
<b>COLORS</b>	Black, White, Navy, Red, Royal



## 3K HELMET

[HT3K] Art. No. 451 0320

[HT3KC] Art. No. 451 1320 – Combo

SIZING	CIRCUMFERENCES
SR	
S	21.5" - 23" / 55 cm - 59 cm
M	21.8" - 25" / 58 cm - 63 cm
L	23.25" - 25.22" / 59 cm - 64 cm
<b>SPECS.</b>	
FIT	Fit clips for easy tool-free length adjustment to assure the right fit for everyone.
SHELL	Aerodynamic shell with ventilation designed provides low-profile fit and cool comfort all game long in an NHL supported look.
EARPIECE	Removable clear earpiece with pro ear loops.
LINER	New Reebok designed comfort line for superior protection and fit.
<b>COLORS</b>	Black, White, Royal, Red, Pink (NOT AS COMBO) * Offered as a combo with the FM5K Silver in all colors.



# ACCESSORIES

## ACCESSORIES HELMET BOX

**[ACCKTR]**

Art. No. 451 0120

### REPLACEMENT PARTS KIT:

HT11k Front Post Holder (8)

Left J-Clip (10)

Right J-Clip (10)

Earloops (2 pairs)

HT3K Post (25)

HT003 Long Screw (25)

Rear Snap Screw (25)

FM5K Strap and Buckle (2 sets)

Left FM Top Clip (10)

Right FM Top Clip (10)

ACST11 FM 11k Buckle

Plastic Buckles (15)

Rear Snap (25)

HT11K/HT7K/HT5K Front Post (25)





# GLOVES

## R27 GLOVES

INSPIRED BY NHL PLAYER SELECTIONS, THE R27 AND R25  
FEATURE A CLASSIC 4-ROLL CONSTRUCTION WITH PROVEN  
LIGHT-WEIGHT NYLON EXTERIOR AND A DURABLE PALM.



### BACKHAND

PE inserts for extra protection

### CONSTRUCTION

Classic 4 Roll construction for  
a comfortable fit.

### PALM

Durable and soft.





BK BK



BK BK

## R27 GLOVES

[HGR27]

### SIZES

SR	13", 14", 15"	Art. No 456 4570
JR	10", 11", 12"	Art. No 456 4571

#### CONSTRUCTION

##### 4 roll with polyester

Lightweight and comfortable with a great instant fit.

#### PROTECTION

##### Single density foam with PE inserts

Reinforced lightweight construction.

#### THUMB

##### Plastic thumb guard

Protects the thumb without sacrificing mobility.

#### PALM

##### Soft Nash palm with reinforcement

Durable and soft to help improve stick handling.

#### CUFF

##### Open, segmented cuff

Enhances freedom of movement and comfort.

### COLOR



BK BK

## R23 GLOVES

[HGR23]

### SIZES

SR	13", 14", 15"	Art. No 456 4500
JR	10", 11", 12"	Art. No 456 4501
YT	8", 9"	Art. No 456 4502

#### CONSTRUCTION

##### 4 roll with Nylon

Lightweight and comfortable with a great instant fit.

#### FINGERS/ BACKHAND

##### Single density foam

Lightweight construction with a competitive level of protection.

#### THUMB

##### Plastic thumb guard

Protects the thumb without sacrificing mobility.

#### PALM

##### Soft Nash palm

Great feel and durability.

#### CUFF

##### Open, fixed cuff

Enhances freedom of movement and comfort.

### COLOR



BK BK

## REEBOK PROTECTIVE

CLASSIC CONSTRUCTION WITH A NEW LOOK TO STAND OUT IN THE ROOM.  
FEATURING PROVEN JDP PROTECTION IN THE CAPS AND EXTRA COMFORTABLE  
FOAMS IN THE CONSTRUCTION TO HELP YOUR PERFORMANCE STANDOUT ON THE ICE.

KINETICFIT 

### PROTECTION

JDP caps on the shoulder pads, elbow pads and shin guards. The Joint Discharge Principle is based on the science of redirecting energy from impacts to the softer surrounding muscle tissue to better protect your joints.

### COMFORT

The shoulder pads are constructed with the Kinetic Fit System (KFS), where equipment is designed to move with the player on the ice and materials are selected to optimize comfort.

### ADJUSTMENT

Removable belly protectors, adjustable biceps and extended Velcro allow for additional player fit customization.







## R27 SHOULDER PADS

[SPR27]

### SIZES

SR	S, M, L, XL	Art. No 458 7060
JR	S, M, L	Art. No 458 7061

CONSTRUCTION	Low-profile with improved coverage Outstanding level of protection.
CAPS	Low-profile JDP lite with molded PE caps Excellent protection.
LINER	Reebok comfort liner Comfort fit.
BICEPS	Adjustable molded biceps Custom comfort fit.
TORSO	Removable protection with molded PE floating sternum Outstanding level of protection.
SHOULDERS	Extended PE inserts Lightweight and protective.

## R23 SHOULDER PADS

[SPR23]

### SIZES

SR	S, M, L, XL	Art. No 458 6060
JR	S, M, L	Art. No 458 6061
YT	S, M, L	Art. No 458 6062

CONSTRUCTION	Low-profile with improved coverage Outstanding level of protection.
CAPS	Low-profile JDP lite with molded PE caps Excellent protection.
BICEPS	Adjustable molded biceps Custom comfort fit.
TORSO	Molded foam with PE inserts Outstanding level of protection.
SHOULDERS	Extended PE inserts Great level of protection.





## R27 SHIN GUARD

[SGR27]

### SIZES

SR	14", 15", 16"	Art. No 458 7460
SR	11", 12", 13"	Art. No 458 7461

CONSTRUCTION	<b>Engineered to deviate pucks</b> Outstanding level of protection.
KNEE CAP	<b>JDP knee cap</b> Disperses the force of impact away from knee joint.
FIT	<b>Removable liner with quick strap connection &amp; lock strap</b> Comfortable and easily adjustable.
PROTECTION	<b>Extended foam at calf &amp; thigh with foam on the knee</b> Elite level of protection.
SHIN CAP	<b>Bridge support reinforcement</b> Enhanced strength and support.

## R23 SHIN GUARD

[SGR23]

### SIZES

SR	14", 15", 16"	Art. No 458 6460
JR	11", 12", 13"	Art. No 458 6461
YT	8", 9", 10"	Art. No 458 6462

CONSTRUCTION	<b>Engineered to deviate pucks</b> Outstanding level of protection.
KNEE CAP	<b>JDP knee cap</b> Disperses the force of impact away from knee joint.
FIT	<b>Full liner with quick strap connection &amp; lock strap</b> Comfortable and easily adjustable.
PROTECTION	<b>Extended foam at calf &amp; thigh with foam on the knee</b> Elite level of protection.
SHIN CAP	<b>Bridge support reinforcement</b> Enhanced strength and support.



## R27 ELBOW PADS

[EPR27]

### SIZES

SR	S, M, L, XL	Art. No 458 7160
JR	S, M, L	Art. No 458 7161

CAP

#### JDP elbow cap

Disperses the force of impact away from elbow joint.

PROTECTION

#### Floating molded bicep with molded PE slash guard

Professional level of protection and mobility.

ATTACHMENT

#### Crossover system with lock strap

Firm and comfortable fit

## R23 ELBOW PADS

[EPR23]

### SIZES

SR	S, M, L, XL	Art. No 458 6160
JR	S, M, L	Art. No 458 6161
YT	M, L	Art. No 458 6162

CAP

#### JDP elbow cap

Disperses the force of impact away from elbow joint.

PROTECTION

#### Segmented foam and bicep with molded PE slash guard

Professional level of protection.

ATTACHMENT

#### Crossover system

Firm and comfortable fit.



# PANTS

## R27 PANTS

CLASSIC CONSTRUCTION WITH A NEW LOOK TO STAND OUT IN THE ROOM. THE REEBOK PANTS FEATURE PROVEN JDP PROTECTION IN THE CAPS AND EXTRA COMFORTABLE FOAMS IN THE CONSTRUCTION TO HELP YOUR PERFORMANCE STANDOUT ON THE ICE. A TAPERED FIT MEANS THE PANTS WILL MOVE WITH YOUR STRIDE.

### COMFORT

Tapered fit so the hockey pant is designed to move with the player on the ice. All materials are selected to optimize comfort.

### PROTECTION

JDP caps at hips. Joint Discharge Principle is based on the science of redirecting energy from impacts to the softer surrounding muscle tissue to better protect your joints.



### ADJUSTMENT

External belt and skate lace cinch at the waste for a snug fit that isn't restrictive.



BLACK



BLACK



BLACK

## R27 PANTS [HPR27]



### SIZES

SR	S, M, L, XL	Art. No 452 7060
JR	S, M, L, XL	Art. No 452 7061

THIGH GUARD	<b>Molded PE with foam reinforcements</b> Elite level shot and impact protection.
HIP / KIDNEY	<b>JDP hip cap and molded Kidney protector</b> Elite level impact protection.
BACK PROTECTION	<b>Floating molded spine and molded PE lower spine</b> Good team protection.
CONSTRUCTION	<b>Nylon with abrasion panels</b> Streamlined fit and comfort.

## R23 PANTS [HPR23]



### SIZES

SR	S, M, L, XL	Art. No 452 6060
JR	S, M, L	Art. No 452 6061
YT	S, M, L	Art. No 452 6062

THIGH GUARD	<b>Molded PE with foam reinforcements</b> Shot and impact protection.
HIP / KIDNEY	<b>JDP Hip and Molded PE</b> Elite level impact protection.
BACK PROTECTION	<b>Extended coverage with PE inserts</b> Fills the gap between the pants and shoulder pads.
CONSTRUCTION	<b>Lightweight nylon</b> Streamline fit and comfort



# HEAD OFFICE LOCATIONS

## NORTH AMERICA

Reebok-CCM Hockey  
3400, Raymond-Lasnier,  
Montréal, Québec H4R 3L3  
CANADA

Tel.: (800) 636-5895  
Fax: (800) 636-5751

## EUROPE

Reebok-CCM Hockey AB  
Gårdsvägen 13  
SE 16927 Solna  
SWEDEN

Tel.: + 46 (0) 8 522 352 00  
Fax: + 46 (0) 8 522 352 10

Find us on:



To start your B2B online shopping, go to  
[www.go2reebokccm.com](http://www.go2reebokccm.com) and click on  
"Request Login".

© 2014 Reebok International Ltd. All Rights Reserved. Reebok and the Vector Logo are registered trademarks of Reebok International. \*Means a trademark of Reebok-CCM Hockey OY. \*\* Means a trademark of Reebok-CCM Hockey AB. \*\*\* Means a trademark of Sport Maska Inc. CCM® is a registered trademark of CCM Holdings (1983) Inc./Gestion CCM (1983) Inc. and is used under licence by Sport Maska Inc. and under sublicense by Reebok-CCM Hockey U.S., Inc. ® : Means a registered trademark of Sport Maska Inc. TM : Means a trademark of Sport Maska Inc. NHL and the NHL Shield are registered trademarks of the National Hockey League. All NHL logos and marks and team logos and marks depicted herein are the property of the NHL and the respective teams and may not be reproduced without the prior written consent of NHL Enterprises, L.P. © NHL 2014. All Rights Reserved. NHLPA, National Hockey League Players' Association, Be A Player and logos of the NHLPA and Be A Player are trademarks of the NHLPA; CENTER ICE. © Photos: GETTY IMAGES.

† : This catalog may refer to the following trademarks which are owned by the companies whose names appear after the trademark: AHL - - American Hockey League; CLARINO - - Huraray Co. Ltd.; CHL - - Canadian Hockey League; LYCRA, SPANDEX and SURLYN - - E.I. Dupont de Nemours and Company; DOBBY CORD - - Reebok International LTD; DURATEX and MICROTEx - - Tietex International, Ltd.; ECHL - - ECHL Inc.; IMEVA - - Reebok International LTD; LOCTITE - - Loctite Corporation; PITTARDS - - Pittards PLC; PLAYDRY - - Reebok International LTD; Smartmouth, ProPlusGel and Smooth Air - - Signature Mouthguards Pty Limited; TACTEL - - Invista; ULTRA FRESH - - Kroy International Inc.; VELCRO - - Velcro Industries B.V.; CAMBRELLE - - Camtex Fabrics Ltd.; CLARINO - - Huraray Co. Ltd.; COOLMAX, DUPONT, LYCRA and SURLYN - - E.I. Dupont de Nemours and Company; COOLPLUS - - Chung Shing Textile CO., LTD; Easton Parabolic - - Easton Sports Inc.; LOCTITE - - Loctite Corporation; NYLEX - - Nyllex Corporation PTY Ltd; RINK RAT, RINK RAT icon, HOT SHOT, HORNET, VT733, VT333, MB816 MTECH - - Mearthane Products Corporation; SONAFLASH - - Sonatex Inc.; Thinsulate is a trademark of 3M, used under license in Canada; Tuuk LS2 - - Nike Inc; ULTRA-FRESH - - Kroy International Inc.; VELCRO - - Velcro Industries B.V.

Warning : Hockey is a dangerous collision sport. We recommend that protective equipment and a certified helmet be worn at all times.

SPORT MASKA INC. reserves the right to change all product specifications and/or custom programs. While the information shown in this publication was correct at the time of printing, we reserve the right to discontinue the sale of product or change specifications or designs without notice or obligation. Copyright © Sport Maska Inc. 2014. All Rights Reserved. Printed in Canada.









**CCMHOCKEY.COM**